

GUIDE SPECIFICATION


COMBINATION SURFACE SYSTEM

• FOR NEW HOT MIX ASPHALT TENNIS COURTS

I. PART 1 - GENERAL

1.1 SUMMARY

- A. This section is a part of the entire set of Contract Documents and shall be coordinated with the applicable provisions of the other parts.
- B. Related Sections:
 - 1. **STANDARDS**
All work shall be done in accordance with American Sports Builders Association (A.S.B.A.) guide specifications.
 - 2. **SITE INVESTIGATION**
Refer A.S.B.A. guide specification 1.B.
 - 3. **VEGETATION CONTROL**
Refer to A.S.B.A. guide specification 1.D.
 - 4. **SITE PREPARATION, EARTHWORK, DRAINAGE AND SUBBASE CONSTRUCTION**
Refer to A.S.B.A. guide specification 1.C.
 - 5. **COURT CONSTRUCTION**
Follow A.S.B.A. guide specification II. I: Hot Mix Asphalt Tennis Courts. The following are covered in these documents: Slope Requirement, Perimeter Edging, Base Construction, Compaction, Base Tolerance, Leveling Course, Asphalt Surface Course, and Asphalt Mix Design.



1.2 SCOPE OF WORK

- A. This specification covers the construction and installation for: (#) Tennis courts at (*project name & location*).
- B. Tennis courts shall be cleaned using a stiff bristle broom and gas powered blower or water based pressure spray unit capable of generating 2500 psi at the nozzle tip, to remove all dirt and debris.
- C. The work to be performed under this specification includes all labor, equipment, materials and supplies necessary for the installation of the tennis courts included in this contract.

II. PART 2 - PRODUCTS

2.1 TENNIS COURT SURFACE MATERIAL

- A. Tennis Court Surfacing Materials shall be:
 - 1. Novacrylic, as manufactured by Nova Sports U.S.A., 6 Industrial Rd., Bldg. #2., Milford, MA 01757. 800-USA-NOVA
 - 2. Approved equal
- B. All coatings shall be pure acrylic, containing no asphaltic or tar emulsions, nor any vinyl, alkyd or non-acrylic resins. The color system shall be factory-mixed compounds requiring only the addition of water at the jobsite except for the addition of sand to Novasurface. All materials shall be delivered to the jobsite in sealed containers with the manufacturer's label affixed.

III. PART 3 - EXECUTION

3.1 APPLICATION

- A. New asphalt pavement shall cure for 14 days prior to application of any surfacing materials.
- B. Contractors must notify the Landscape Architect of all applications, 48 hours prior to installation.
- C. The surface to be coated shall be inspected and made sure to be free of grease, oil, dust, dirt and other foreign matter before starting work.
- D. The surface shall be flooded. Any ponding water remaining that is deep enough to cover the thickness of a five-cent piece shall be corrected using a patch mix consisting of Novabond, 50-mesh sand and Portland cement, as per manufacturers directions. Depressions must be primed with a 50% dilution of Novabond and water prior to patching.
- E. Application shall proceed only if the surface is dry and clean and the temperature is at least fifty degrees (50°F) and rising, and the surface temperature is not in excess of one hundred forty degrees (140°F). Do not apply coatings when rain is imminent.

GUIDE SPECIFICATION

COMBINATION SURFACE SYSTEM

• FOR NEW HOT MIX ASPHALT TENNIS COURTS

- F. Each coat in this system must dry completely before next application. Between each coat, inspect entire surface. Any defects should be repaired. Scrape surface to remove any lumps, and broom or blow off all loose matter.
- G. Using a neoprene rubber squeegee, apply one (1) coat of Novasurface acrylic resurfacer, diluted with one (1) part clean water to two (2) parts Novasurface. Clean, bagged sand shall be incorporated into the diluted Novasurface at the rate of five (5) to ten (10) Lbs. per gallon. Sand gradation shall be 50 to 60-mesh. Allow application to dry thoroughly.
- H. Using a neoprene rubber squeegee, apply two (2) coats of Novacrylic Combination Surface, diluted two (2) parts concentrated material to one (1) part clean water (colors to be designated by owner). Allow each application to dry thoroughly. The quantity of water used in diluting these coatings may exceed the quantity specified by only a small amount and only if coatings are drying too rapidly. Permission of the owner shall be obtained before adding additional water.

3.2 LINE MARKINGS

- A. Upon completion and acceptance of the tennis surface, this Contractor shall prepare and paint lines for tennis.
- B. All lines are to be applied by painting between masking tape with a paintbrush or roller, according to U.S.T.A specifications.
- C. Prime masked lines with Seal-A-Line. Allow application to dry.
- D. Paint lines with Novatex textured line paint. Allow application to dry.
- E. Remove masking tape immediately after lines are dry.
- F. Protect adjacent areas and structures (fences, posts, sidewalks, buildings, etc.), which are not to be coated. In the event that coatings are applied to above, remove immediately before drying is complete.

3.3 COMPLETION

- A. Upon completion, the contractor shall insure proper removal of all construction debris, surplus materials, empty containers and wash water, and shall leave the site in a condition acceptable to the owner. The court is to be left secure so as to prevent vandalism.

3.4 LIMITATIONS

- A. Apply coatings only when ambient temperature is 50 degrees F. and rising, and the surface temperature is not in excess of one hundred forty (140) degrees F.
- B. All NOVACRYLIC coatings are waterborne and cannot cure in cold temperatures or when subject to moisture. Care should be taken not to apply coatings when rain is forecast or sudden drop of temperature is expected. Climatic conditions such as very cool evenings and high dew points dictate that work should be completed early in the day so the coatings can be exposed to enough warm sunlight to form a film before sunset. The opposite applies during times of high heat, low humidity and drying breezes: under these conditions, work very early in the morning or very late in the day. If the product seems to be drying too fast in hot weather, mist the pavement with water to make the application easier. Care must be taken to allow each application to dry thoroughly prior to recoating.

END OF SECTION

IMPORTANT:

THIS SPECIFICATION IS INTENDED ONLY AS A GUIDE, CONSULT WITH A PROFESSIONAL ENGINEER OR ARCHITECT PRIOR TO USING AS A FORMAL SPECIFICATION.

GUIDE SPECIFICATION

COMBINATION SURFACE SYSTEM USING CP761 • FOR NEW CONCRETE TENNIS COURTS

I. PART 1 - GENERAL

1.1 SUMMARY

A. This section is a part of the entire set of Contract Documents and shall be coordinated with the applicable provisions of the other parts.

B. Related Sections:

1. STANDARDS

All work shall be done in accordance with American Sports Builders Association (A.S.B.A.) guide specifications.

2. SITE INVESTIGATION

Refer to A.S.B.A. guide specification 1.B.

3. VEGETATION CONTROL

Refer to A.S.B.A. guide specification 1.D.

4. SITE PREPARATION, EARTHWORK, DRAINAGE AND SUBBASE CONSTRUCTION

Refer to A.S.B.A. guide specification 1.C.

5. COURT CONSTRUCTION

Follow A.S.B.A. guide specification II.G: Reinforced Concrete Tennis Courts, or Specification II H: Post Tensioned Concrete Slab Tennis Courts. The following are covered in these documents: Slope Requirement, Perimeter Edging, Base Construction, Thickness, Forming, Joints, Curing, and Tolerances.

1.2 SCOPE OF WORK

A. This specification covers the construction and installation for: (#) Tennis courts at (*project name & location*).

B. Tennis courts shall be cleaned using a stiff bristle broom and gas powered blower or water based pressure spray unit capable of generating 2500 psi at the nozzle tip, to remove all dirt and debris.

C. The work to be performed under this specification includes all labor, equipment, materials and supplies necessary for the installation of the tennis courts included in this contract.

II. PART 2 - PRODUCTS

2.1 TENNIS COURT SURFACE MATERIAL

A. Tennis Court Surfacing Materials shall be:

1. Novacrylic, as manufactured by Nova Sports U.S.A., 6 Industrial Rd., Bldg. #2., Milford, MA 01757. 800-USA-NOVA

2. Approved equal

B. All coatings shall be pure acrylic, containing no asphaltic or tar emulsions, nor any vinyl, alkyd or non-acrylic resins. The color system shall be factory-mixed compounds requiring only the addition of water at the jobsite except for the addition of sand to Novasurface. All materials shall be delivered to the jobsite in sealed containers with the manufacturer's label affixed.

III. PART 3 - EXECUTION

3.1 APPLICATION

A. **Vapor barrier must be installed prior to pouring concrete**

B. No wax or curing agents that are not certified as coatable shall be used.

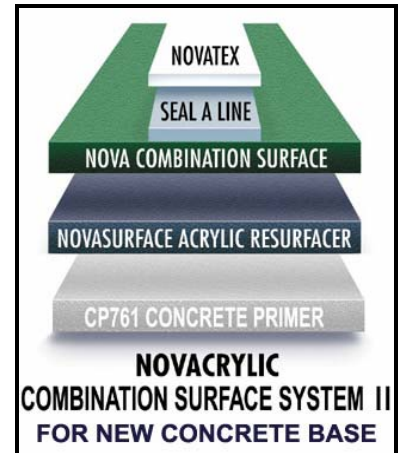
C. New concrete shall cure for twenty-eight days prior to application of any surfacing materials.

D. Concrete shall have a medium broom finish.

E. Contractors must notify the Landscape Architect of all applications, 48 hours prior to installation.

F. Etch concrete with a Phosphoric Acid solution; allow to set and flush completely with water.

G. The surface to be coated shall be inspected and made sure to be free of grease, oil, dust, dirt and other foreign matter before starting work.



GUIDE SPECIFICATION

COMBINATION SURFACE SYSTEM USING CP761

• FOR NEW CONCRETE TENNIS COURTS

- H. The surface shall be flooded. Any ponding water remaining that is deep enough to cover the thickness of a five-cent piece shall be corrected using a patch mix consisting of Novabond, 50-mesh sand and Portland cement, as per manufacturers directions. Depressions must be primed with a 50% dilution of Novabond and water prior to patching.
- I. Application shall proceed only if the surface is dry and clean and the temperature is at least fifty degrees (50°F) and rising, and the surface temperature is not in excess of one hundred forty degrees (140°F). Do not apply coatings when rain is imminent.
- J. Each coat in this system must dry completely before next application. Between each coat, inspect entire surface. Any defects should be repaired. Scrape surface to remove any lumps, and broom or blow off all loose matter.
- K. Apply one (1) coat of CP761 Concrete Primer, diluted one (2) parts CP761 to one part clean water. Application may be with squeegee, broom or roller. Allow CP761 to dry thoroughly.
- L. Using a neoprene rubber squeegee, apply one (1) coat of Novasurface acrylic resurfacer, diluted with one (1) part clean water, to two (2) parts Novasurface. Clean, bagged sand shall be incorporated into the diluted Novasurface at the rate of five (5) to ten (10) Lbs. per gallon. Sand gradation shall be 50 to 60-mesh. Allow application to dry thoroughly.
- M. Using a neoprene rubber squeegee, apply two (2) coats of Novacrylic Combination Surface diluted two (2) parts concentrated material to one (1) clean part water (colors to be designated by owner). Allow each application to dry thoroughly. The quantity of water used in diluting these coatings may exceed the quantity specified by only a small amount and only if coatings are drying too rapidly. Permission of the owner shall be obtained before adding additional water.

3.2 LINE MARKINGS

- A. Upon completion and acceptance of the tennis surface, this Contractor shall prepare and paint lines for tennis.
- B. All lines are to be applied by painting between masking tape with a paintbrush or roller, according to U.S.T.A specifications.
- C. Prime masked lines with Seal-A-Line. Allow application to dry.
- D. Paint lines with Novatex textured line paint. Allow application to dry.
- E. Remove masking tape immediately after lines are dry.
- F. Protect adjacent areas and structures (fences, posts, sidewalks, buildings, etc.), which are not to be coated. In the event that coatings are applied to above, remove immediately before drying is complete.

3.3 COMPLETION

- A. Upon completion, the contractor shall insure proper removal of all construction debris, surplus materials, empty containers and wash water, and shall leave the site in a condition acceptable to the owner. The court is to be left secure so as to prevent vandalism.

3.4 LIMITATIONS

- A. Apply coatings only when ambient temperature is fifty degrees (50°F) and rising, and the surface temperature is not in excess of one hundred forty degrees (140°F).
- B. All NOVACRYLIC coatings are waterborne and cannot cure in cold temperatures or when subject to moisture. Care should be taken not to apply coatings when rain is forecast or sudden drop of temperature is expected. Climatic conditions such as very cool evenings and high dew points dictate that work should be completed early in the day so the coatings can be exposed to enough warm sunlight to form a film before sunset. The opposite applies during times of high heat, low humidity and drying breezes: under these conditions, work very early in the morning or very late in the day. If the product seems to be drying too fast in hot weather, mist the pavement with water to make the application easier. Care must be taken to allow each application to dry thoroughly prior to recoating.

END OF SECTION

IMPORTANT:

THIS SPECIFICATION IS INTENDED ONLY AS A GUIDE, CONSULT WITH A PROFESSIONAL ENGINEER OR ARCHITECT PRIOR TO USING AS A FORMAL SPECIFICATION.

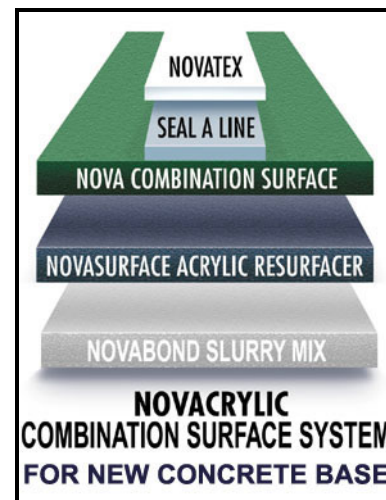
GUIDE SPECIFICATION

COMBINATION SURFACE SYSTEM WITH SLURRY • FOR NEW CONCRETE TENNIS COURTS

I. PART 1 - GENERAL

1.1 SUMMARY

- A. This section is a part of the entire set of Contract Documents and shall be coordinated with the applicable provisions of the other parts.
- B. Related Sections:
- 1. STANDARDS**
All work shall be done in accordance with United States Tennis Court and Track Builders (U.S.T.C. and T.B.A.) guide specifications.
 - 2. SITE INVESTIGATION**
Refer to U.S.T.C. and T.B.A. guide specification 1.B.
 - 3. VEGETATION CONTROL**
Refer to U.S.T.C. and T.B.A. guide specification 1.D.
 - 4. SITE PREPARATION, EARTHWORK, DRAINAGE AND SUBBASE CONSTRUCTION**
Refer to U.S.T.C. and T.B.A. guide specification 1.C.
 - 5. COURT CONSTRUCTION**
Follow U.S.T.C. & T.B.A. guide specification II.G: Reinforced Concrete Tennis Courts, or Specification II H: Post Tensioned Concrete Slab Tennis Courts. The following are covered in these documents: Slope Requirement, Perimeter Edging, Base Construction, Thickness, Forming, Joints, Curing, and Tolerances



1.2 SCOPE OF WORK

- A. This specification covers the construction and installation for: (#) Tennis courts at (*project name & location*).
- B. Tennis courts shall be cleaned using a stiff bristle broom and gas powered blower or water based pressure spray unit capable of generating 2500 psi at the nozzle tip, to remove all dirt and debris.
- C. The work to be performed under this specification includes all labor, equipment, materials and supplies necessary for the installation of the tennis courts included in this contract.

II. PART 2 - PRODUCTS

2.1 TENNIS COURT SURFACE MATERIAL

- A. Tennis Court Surfacing Materials shall be:
1. Novacrylic, as manufactured by Nova Sports U.S.A., 6 Industrial Rd., Bldg. #2., Milford, MA 01757. 800-USA-NOVA
 2. Approved equal
- B. All coatings shall be pure acrylic, containing no asphaltic or tar emulsions, nor any vinyl, alkyd or non-acrylic resins. The color system shall be factory-mixed compounds requiring only the addition of water at the jobsite except for the addition of sand to Novasurface. All materials shall be delivered to the jobsite in sealed containers with the manufacturer's label affixed.

III. PART 3 - EXECUTION

3.1 APPLICATION

- A. **Vapor barrier must be installed prior to pouring concrete**
- B. No wax or curing agents that are not certified as coatable shall be used.
- C. New concrete shall cure for twenty-eight days prior to application of any surfacing materials.
- D. Concrete shall have a medium broom finish.
- E. Contractors must notify the Landscape Architect of all applications, 48 hours prior to installation.
- F. Etch concrete with a Phosphoric Acid solution; allow to set and flush completely with water.
- G. The surface to be coated shall be inspected and made sure to be free of grease, oil, dust, dirt and other foreign matter before starting work.



GUIDE SPECIFICATION

COMBINATION SURFACE SYSTEM WITH SLURRY • FOR NEW CONCRETE TENNIS COURTS

- H. The surface shall be flooded. Any ponding water remaining that is deep enough to cover the thickness of a five-cent piece shall be corrected using a patch mix consisting of Novabond, 50-mesh sand and Portland cement, as per manufacturers directions. Depressions must be primed with a 50% dilution of Novabond and water prior to patching.
- I. Application shall proceed only if the surface is dry and clean and the temperature is at least fifty degrees (50°F) and rising, and the surface temperature is not in excess of one hundred forty degrees (140°F). Do not apply coatings when rain is imminent.
- J. Each coat in this system must dry completely before next application. Between each coat, inspect entire surface. Any defects should be repaired. Scrape surface to remove any lumps, and broom or blow off all loose matter.
- K. Apply a coat of slurry to dampened surface. Slurry shall consist of the following: 200 lb. 50 mesh sand, 94 lb. Portland Cement, 2.5-gal Novabond, 5-gal water. Allow slurry coat to dry overnight. Wash with a solution of one (1) part phosphoric acid to 20 parts water. Allow application to set for 10 minutes and rinse off with water.
- L. (OPTIONAL) Using a neoprene rubber squeegee, apply one (1) coat of Novasurface acrylic resurfacer, diluted one (1) part water, to two (2) parts Novasurface. Clean, bagged sand shall be incorporated into the diluted Novasurface at a rate of five (5) to ten (10) Lbs. per gallon. Sand gradation shall be 50 to 60-mesh. Allow application to dry thoroughly.
- M. Using a neoprene rubber squeegee, apply two (2) coats of Novacrylic Combination Surface, diluted two (2) parts concentrated material to one (1) part clean water (colors to be designated by owner). Allow each application to dry thoroughly. The quantity of water used in diluting these coatings may exceed the quantity specified by only a small amount and only if coatings are drying too rapidly. Permission of owner shall be obtained before adding additional water.

3.2 LINE MARKINGS

- A. Upon completion and acceptance of the tennis surface, this Contractor shall prepare and paint lines for tennis.
- B. All lines are to be applied by painting between masking tape with a paintbrush or roller, according to U.S.T.A specifications.
- C. Prime masked lines with Seal-A-Line. Allow application to dry.
- D. Paint lines with Novatex textured line paint. Allow application to dry.
- E. Remove masking tape immediately after lines are dry.
- F. Protect adjacent areas and structures (fences, posts, sidewalks, buildings, etc.), which are not to be coated. In the event that coatings are applied to above, remove immediately before drying is complete.

3.3 COMPLETION

- A. Upon completion, the contractor shall insure proper removal of all construction debris, surplus materials, empty containers and wash water, and shall leave the site in a condition acceptable to the owner. The court is to be left secure so as to prevent vandalism.

3.4 LIMITATIONS

- A. Apply coatings only when ambient temperature is fifty degrees (50°F) and rising, and the surface temperature is not in excess of one hundred forty degrees (140°F).
- B. All NOVACRYLIC coatings are waterborne and cannot cure in cold temperatures or when subject to moisture. Care should be taken not to apply coatings when rain is forecast or sudden drop of temperature is expected. Climatic conditions such as very cool evenings and high dew points dictate that work should be completed early in the day so the coatings can be exposed to enough warm sunlight to form a film before sunset. The opposite applies during times of high heat, low humidity and drying breezes: under these conditions, work very early in the morning or very late in the day. If the product seems to be drying too fast in hot weather, mist the pavement with water to make the application easier. Care must be taken to allow each application to dry thoroughly prior to recoating.

END OF SECTION

IMPORTANT:

THIS SPECIFICATION IS INTENDED ONLY AS A GUIDE, CONSULT WITH A PROFESSIONAL ENGINEER OR ARCHITECT PRIOR TO USING AS A FORMAL SPECIFICATION.



GUIDE SPECIFICATION

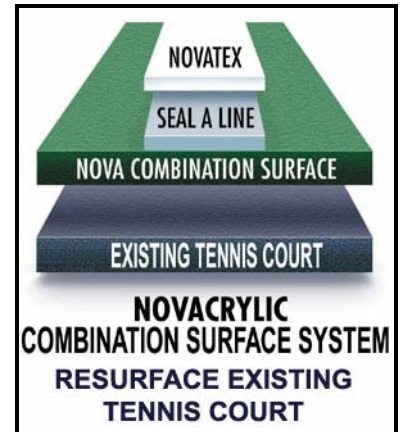
COMBINATION SURFACE SYSTEM

• RESURFACE EXISTING TENNIS COURT

I. PART 1 - GENERAL

1.1 SUMMARY

- A. This section is a part of the entire set of Contract Documents and shall be coordinated with the applicable provisions of the other parts.
- B. Related Sections:
- 1. STANDARDS**
All work shall be done in accordance with American Sports Builders Association (A.S.B.A.) guide specifications.
 - 2. SITE INVESTIGATION**
Refer to A.S.B.A. guide specification 1.B.
 - 3. VEGETATION CONTROL**
Refer to A.S.B.A. guide specification 1.D.
 - 4. SITE PREPARATION, EARTHWORK, DRAINAGE AND SUBBASE CONSTRUCTION**
Refer to A.S.B.A. guide specification 1.C.
 - 5. COURT CONSTRUCTION**
Follow A.S.B.A. specification II. I: Hot Mix Asphalt Tennis Courts. The following are covered in these documents: Slope Requirement, Perimeter Edging, Base Construction, Compaction, Base Tolerance, Leveling Course, Asphalt Surface Course, and Asphalt Mix Design.



1.2 SCOPE OF WORK

- A. This specification covers the construction and installation for: (#) Tennis courts at (*project name & location*).
- B. Tennis courts shall be cleaned using a stiff bristle broom and gas powered blower or water based pressure spray unit capable of generating 2500 psi at the nozzle tip, to remove all dirt and debris.
- C. The work to be performed under this specification includes all labor, equipment, materials and supplies necessary for the installation of the tennis courts included in this contract.

II. PART 2 - PRODUCTS

2.1 TENNIS COURT SURFACE MATERIAL

- A. Tennis Court Surfacing Materials shall be:
1. Novacrylic, as manufactured by Nova Sports U.S.A., 6 Industrial Rd., Bldg. #2., Milford, MA 01757. 800-USA-NOVA
 2. Approved equal
- B. All coatings shall be pure acrylic, containing no asphaltic or tar emulsions, nor any vinyl, alkyd or non-acrylic resins. The color system shall be factory-mixed compounds requiring only the addition of water at the jobsite. All materials shall be delivered to the jobsite in sealed containers with the manufacturer's label affixed.

III. PART 3 - EXECUTION

3.1 APPLICATION

- A. Contractors must notify the Landscape Architect of all applications, 48 hours prior to installation.
- B. The surface to be coated shall be inspected and made sure to be free of grease, oil, dust, dirt and other foreign matter before starting work.
- C. The surface shall be flooded. Any ponding water remaining that is deep enough to cover the thickness of a five-cent piece shall be corrected using a patch mix consisting of Novabond, 50-mesh sand and Portland cement, as per manufacturers directions. Depressions must be primed with a 50% dilution of Novabond and water prior to patching.
- D. Application shall proceed only if the surface is dry and clean and the temperature is at least fifty degrees (50°F) and rising, and the surface temperature is not in excess of one hundred forty degrees (140°F). Do not apply coatings when rain is imminent.
- E. Each coat in this system must dry completely before next application. Between each coat, inspect entire surface. Any defects should be repaired. Scrape surface to remove any lumps, and broom or blow off all loose matter.

GUIDE SPECIFICATION

COMBINATION SURFACE SYSTEM

• RESURFACE EXISTING TENNIS COURT

- F. Using a neoprene rubber squeegee, apply two (2) coats of Novacrylic Combination Surface, diluted two (2) parts concentrated material to one (1) part clean water (colors to be designated by owner). Allow each application to dry thoroughly. The quantity of water used in diluting these coatings may exceed the quantity specified by only a small amount and only if coatings are drying too rapidly. Permission of the owner shall be obtained before adding additional water.

3.2 LINE MARKINGS

- A. Upon completion and acceptance of the tennis surface, this Contractor shall prepare and paint lines for tennis.
- B. All lines are to be applied by painting between masking tape with a paintbrush or roller, according to U.S.T.A specifications.
- C. Prime masked lines with Seal-A-Line. Allow application to dry.
- D. Paint lines with Novatex textured line paint. Allow application to dry.
- E. Remove masking tape immediately after lines are dry.
- F. Protect adjacent areas and structures (fences, posts, sidewalks, buildings, etc.), which are not to be coated. In the event that coatings are applied to above, remove immediately before drying is complete.

3.3 COMPLETION

- A. Upon completion, the contractor shall insure proper removal of all construction debris, surplus materials, empty containers and wash water, and shall leave the site in a condition acceptable to the owner. The court is to be left secure so as to prevent vandalism.

3.4 LIMITATIONS

- A. Apply coatings only when ambient temperature is fifty degrees (50°F) and rising, and the surface temperature is not in excess of one hundred forty degrees (140°F).
- B. All NOVACRYLIC coatings are waterborne and cannot cure in cold temperatures or when subject to moisture. Care should be taken not to apply coatings when rain is forecast or sudden drop of temperature is expected. Climatic conditions such as very cool evenings and high dew points dictate that work should be completed early in the day so the coatings can be exposed to enough warm sunlight to form a film before sunset. The opposite applies during times of high heat, low humidity and drying breezes: under these conditions, work very early in the morning or very late in the day. If the product seems to be drying too fast in hot weather, mist the pavement with water to make the application easier. Care must be taken to allow each application to dry thoroughly prior to recoating.

END OF SECTION

IMPORTANT:

THIS SPECIFICATION IS INTENDED ONLY AS A GUIDE, CONSULT WITH A PROFESSIONAL ENGINEER OR ARCHITECT PRIOR TO USING AS A FORMAL SPECIFICATION.

GUIDE SPECIFICATION

FAST- PACE ACRYLIC COLOR SYSTEM

• FOR NEW HOT MIX ASPHALT TENNIS COURTS

I. PART 1 - GENERAL

1.1 SUMMARY

A. This section is a part of the entire set of Contract Documents and shall be coordinated with the applicable provisions of the other parts.

B. Related Sections:

1. STANDARDS

All work shall be done in accordance with American Sports Builders Association (A.S.B.A.) guide specifications.

2. SITE INVESTIGATION

Refer to A.S.B.A. guide specification 1.B.

3. VEGETATION CONTROL

Refer to A.S.B.A. guide specification 1.D.

4. SITE PREPARATION, EARTHWORK, DRAINAGE AND SUBBASE CONSTRUCTION

Refer to A.S.B.A. guide specification 1.C.

5. COURT CONSTRUCTION

Follow A.S.B.A. guide specification II.I: Hot Plant Mixed Tennis Courts. The following are covered in these documents: Slope Requirement, Perimeter Edging, Base Construction, Base Tolerance, Leveling Course, Asphalt Surface Course, and Asphalt Mix Design

1.2 SCOPE OF WORK

A. This specification covers the construction and installation for: (#) Tennis courts at (*project name & location*).

B. Tennis courts shall be cleaned using a stiff bristle broom and gas powered blower or water based pressure spray unit capable of generating 2500 psi at the nozzle tip, to remove all dirt and debris.

C. The work to be performed under this specification includes all labor, equipment, materials and supplies necessary for the installation of the tennis courts included in this contract.

II. PART 2 - PRODUCTS

2.1 TENNIS COURT SURFACE MATERIAL

A. Tennis Court Surfacing Materials shall be:

1. Novacrylic, as manufactured by Nova Sports U.S.A., 6 Industrial Rd., Bldg. #2., Milford, MA 01757. 800-USA-NOVA
2. Approved equal

B. All coatings shall be pure acrylic, containing no asphaltic or tar emulsions, nor any vinyl, alkyd or non-acrylic resins. The color system shall be factory-mixed compounds requiring only the addition of water at the jobsite except for the addition of sand to Novasurface. All materials shall be delivered to the jobsite in sealed containers with the manufacturer's label affixed.

III. PART 3 - EXECUTION

3.1 APPLICATION


A. New asphalt pavement shall cure for 14 days prior to application of any surfacing materials.

B. Contractors must notify the Landscape Architect of all applications, 48 hours prior to installation.

C. The surface to be coated shall be inspected and made sure to be free of grease, oil, dust, dirt and other foreign matter before starting work.

D. The surface shall be flooded. Any ponding water remaining that is deep enough to cover the thickness of a five-cent piece shall be corrected using a patch mix consisting of Novabond, 50-mesh sand and Portland cement, as per manufacturers directions. Depressions must be primed with a 50% dilution of Novabond and water prior to patching.

E. Application shall proceed only if the surface is dry and clean and the temperature is at least fifty degrees (50°F) and rising, and the surface temperature is not in excess of one hundred forty degrees (140°F). Do not apply coatings when rain is imminent.



GUIDE SPECIFICATION

FAST- PACE ACRYLIC COLOR SYSTEM

• FOR NEW HOT MIX ASPHALT TENNIS COURTS

- F. Each coat in this system must dry completely before next application. Between each coat, inspect entire surface. Any defects should be repaired. Scrape surface to remove any lumps, and broom or blow off all loose matter.
- G. Using a neoprene rubber squeegee, apply one (1) coat of Novasurface acrylic resurfacer, diluted with one (1) part clean water, to two (2) parts Novasurface. Clean, bagged sand shall be incorporated into the diluted Novasurface at the rate of five (5) to ten (10) Lbs. per gallon. Sand gradation shall be 50 to 60-mesh. Allow application to dry thoroughly.
- H. Using a neoprene rubber squeegee, apply one (1) coat of Novacrylic Combination Surface, diluted two (2) parts concentrated material to one (1) part clean water. The quantity of water used in diluting these coatings may exceed the quantity specified by only a small amount and only if coatings are drying too rapidly. Permission of the owner shall be obtained before adding additional water. Allow application to dry thoroughly.
- I. Using a neoprene rubber squeegee, apply two (2) coats of Novacrylic Novacoat, diluted one (1) part concentrated material to one (1) part clean water (colors to be designated by owner). Allow each application to dry thoroughly. The quantity of water used in diluting these coatings may exceed the quantity specified by only a small amount and only if coatings are drying too rapidly. Permission of the owner shall be obtained before adding additional water.

3.2 LINE MARKINGS

- A. Upon completion and acceptance of the tennis surface, this Contractor shall prepare and paint lines for tennis.
- B. All lines are to be applied by painting between masking tape with a paintbrush or roller, according to U.S.T.A specifications.
- C. Prime masked lines with Seal-A-Line. Allow application to dry.
- D. Paint lines with Novatex textured line paint. Allow application to dry.
- E. Remove masking tape immediately after lines are dry.
- F. Protect adjacent areas and structures (fences, posts, sidewalks, buildings, etc.), which are not to be coated. In the event that coatings are applied to above, remove immediately before drying is complete.

3.3 COMPLETION

- A. Upon completion, the contractor shall insure proper removal of all construction debris, surplus materials, empty containers and wash water, and shall leave the site in a condition acceptable to the owner. The court is to be left secure so as to prevent vandalism.

3.4 LIMITATIONS

- A. Apply coatings only when ambient temperature is fifty degrees (50°F) and rising, and the surface temperature is not in excess of one hundred forty degrees (140°F).
- B. All NOVACRYLIC coatings are waterborne and cannot cure in cold temperatures or when subject to moisture. Care should be taken not to apply coatings when rain is forecast or sudden drop of temperature is expected. Climatic conditions such as very cool evenings and high dew points dictate that work should be completed early in the day so the coatings can be exposed to enough warm sunlight to form a film before sunset. The opposite applies during times of high heat, low humidity and drying breezes: under these conditions, work very early in the morning or very late in the day. If the product seems to be drying too fast in hot weather, mist the pavement with water to make the application easier. Care must be taken to allow each application to dry thoroughly prior to recoating.

END OF SECTION

IMPORTANT:

THIS SPECIFICATION IS INTENDED ONLY AS A GUIDE, CONSULT WITH A PROFESSIONAL ENGINEER OR ARCHITECT PRIOR TO USING AS A FORMAL SPECIFICATION.



GUIDE SPECIFICATION

FAST- PACE ACRYLIC COLOR SYSTEM

• FOR NEW CONCRETE TENNIS COURTS

I. PART 1 - GENERAL

1.1 SUMMARY

- A. This section is a part of the entire set of Contract Documents and shall be coordinated with the applicable provisions of the other parts.
- B. Related Sections:
 - 1. **STANDARDS**
All work shall be done in accordance with American Sports Builders Association (A.S.B.A.) specifications.
 - 2. **SITE INVESTIGATION**
Refer to A.S.B.A. guide specification 1.B.
 - 3. **VEGETATION CONTROL**
Refer to A.S.B.A. guide specification 1.D.
 - 4. **SITE PREPARATION, EARTHWORK, DRAINAGE AND SUBBASE CONSTRUCTION**
Refer to A.S.B.A. guide specification 1.C.
 - 5. **COURT CONSTRUCTION**
Follow A.S.B.A. guide specification II.I: Hot Plant Mixed Tennis Courts. The following are covered in these documents: Slope Requirement, Perimeter Edging, Base Construction, Base Tolerance, Leveling Course, Asphalt Surface Course, and Asphalt Mix Design

1.2 SCOPE OF WORK

- A. This specification covers the construction and installation for: (#) Tennis courts at (*project name & location*).
- B. Tennis courts shall be cleaned using a stiff bristle broom and gas powered blower or water based pressure spray unit capable of generating 2500 psi at the nozzle tip, to remove all dirt and debris.
- C. The work to be performed under this specification includes all labor, equipment, materials and supplies necessary for the installation of the tennis courts included in this contract.

II. PART 2 - PRODUCTS


2.1 TENNIS COURT SURFACE MATERIAL

- A. Tennis Court Surfacing Materials shall be:
 - 1. Novacrylic, as manufactured by Nova Sports U.S.A., 6 Industrial Rd., Bldg. #2., Milford, MA 01757. 800-USA-NOVA
 - 2. Approved equal
- B. All coatings shall be pure acrylic, containing no asphaltic or tar emulsions, nor any vinyl, alkyd or non-acrylic resins. The color system shall be factory-mixed compounds requiring only the addition of water at the jobsite except for the addition of sand to Novasurface. All materials shall be delivered to the jobsite in sealed containers with the manufacturer's label affixed.

III. PART 3 - EXECUTION

3.1 APPLICATION

- A. **Vapor barrier must be installed prior to pouring concrete**
- B. No wax or curing agents that are not certified as coatable shall be used.
- C. New concrete shall cure for twenty-eight days prior to application of any surfacing materials.
- D. Concrete shall have a medium broom finish.
- E. Contractors must notify the Landscape Architect of all applications, 48 hours prior to installation.
- F. Etch concrete with a Phosphoric Acid solution; allow to set and flush completely with water.
- G. The surface to be coated shall be inspected and made sure to be free of grease, oil, dust, dirt and other foreign matter before starting work.



GUIDE SPECIFICATION

FAST- PACE ACRYLIC COLOR SYSTEM • FOR NEW CONCRETE TENNIS COURTS

- H. The surface shall be flooded. Any ponding water remaining that is deep enough to cover the thickness of a five-cent piece shall be corrected using a patch mix consisting of Novabond, 50-mesh sand and Portland cement, as per manufacturers directions. Depressions must be primed with a 50% dilution of Novabond and water prior to patching.
- I. Application shall proceed only if the surface is dry and clean and the temperature is at least fifty degrees (50°F) and rising, and the surface temperature is not in excess of one hundred forty degrees (140°F). Do not apply coatings when rain is imminent.
- J. Each coat in this system must dry completely before next application. Between each coat, inspect entire surface. Any defects should be repaired. Scrape surface to remove any lumps, and broom or blow off all loose matter.
- K. Apply one (1) coat of CP761 Concrete Primer, diluted one (2) parts CP761 to one (1) part clean water. Application may be with squeegee, broom or roller. Allow CP761 to dry thoroughly.
- L. Using a neoprene rubber squeegee, apply one (1) coat of Novasurface acrylic resurfacer, diluted with one (1) part clean water, to two (2) parts Novasurface. Clean, bagged sand shall be incorporated into the diluted Novasurface at the rate of five (5) to ten (10) Lbs. per gallon. Sand gradation shall be 50 to 60-mesh. Allow application to dry thoroughly.
- M. Using a neoprene rubber squeegee, apply one (1) coat of Novacrylic Combination Surface, diluted two (2) parts concentrated material to one (1) part clean water. Allow application to dry thoroughly. The quantity of water used in diluting these coatings may exceed the quantity specified by only a small amount and only if coatings are drying too rapidly. Permission of the owner shall be obtained before adding additional water.
- N. Using a neoprene rubber squeegee, apply two (2) coats of Novacrylic Novacoat, diluted one (1) part concentrated material to one (1) part clean water (colors to be designated by owner). Allow each application to dry thoroughly. The quantity of water used in diluting these coatings may exceed the quantity specified by only a small amount and only if coatings are drying too rapidly. Permission of the owner shall be obtained before adding additional water.

3.2 LINE MARKINGS

- A. Upon completion and acceptance of the tennis surface, this Contractor shall prepare and paint lines for tennis.
- B. All lines are to be applied by painting between masking tape with a paintbrush or roller, according to U.S.T.A specifications.
- C. Prime masked lines with Seal-A-Line. Allow application to dry.
- D. Paint lines with Novatex textured line paint. Allow application to dry.
- E. Remove masking tape immediately after lines are dry.
- F. Protect adjacent areas and structures (fences, posts, sidewalks, buildings, etc.), which are not to be coated. In the event that coatings are applied to above, remove immediately before drying is complete.

3.3 COMPLETION

- A. Upon completion, the contractor shall insure proper removal of all construction debris, surplus materials, empty containers and wash water, and shall leave the site in a condition acceptable to the owner. The court is to be left secure so as to prevent vandalism.

3.4 LIMITATIONS

- A. Apply coatings only when ambient temperature is fifty degrees (50°F) and rising, and the surface temperature is not in excess of one hundred forty degrees (140°F).
- B. All NOVACRYLIC coatings are waterborne and cannot cure in cold temperatures or when subject to moisture. Care should be taken not to apply coatings when rain is forecast or sudden drop of temperature is expected. Climatic conditions such as very cool evenings and high dew points dictate that work should be completed early in the day so the coatings can be exposed to enough warm sunlight to form a film before sunset. The opposite applies during times of high heat, low humidity and drying breezes: under these conditions, work very early in the morning or very late in the day. If the product seems to be drying too fast in hot weather, mist the pavement with water to make the application easier. Care must be taken to allow each application to dry thoroughly prior to recoating.

END OF SECTION

IMPORTANT:

THIS SPECIFICATION IS INTENDED ONLY AS A GUIDE, CONSULT WITH A PROFESSIONAL ENGINEER OR ARCHITECT PRIOR TO USING AS A FORMAL SPECIFICATION.



GUIDE SPECIFICATION

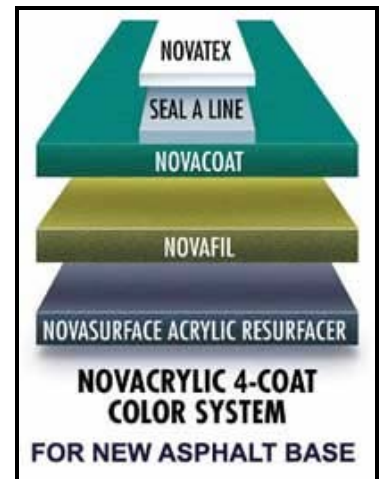
FOUR COAT ACRYLIC COLOR SYSTEM

• FOR NEW HOT MIX ASPHALT TENNIS COURTS

I. PART 1 - GENERAL

1.1 SUMMARY

- A. This section is a part of the entire set of Contract Documents and shall be coordinated with the applicable provisions of the other parts.
- B. Related Sections:
 - 1. **STANDARDS**
All work shall be done in accordance with American Sports Builders Association (A.S.B.A.) guide specifications.
 - 2. **SITE INVESTIGATION**
Refer A.S.B.A. guide specification 1.B.
 - 3. **VEGETATION CONTROL**
Refer A.S.B.A. guide specification 1.D.
 - 4. **SITE PREPARATION, EARTHWORK, DRAINAGE AND SUBBASE CONSTRUCTION**
Refer to A.S.B.A. guide specification 1.C.
 - 5. **COURT CONSTRUCTION**
Follow A.S.B.A. guide specification II.I: Hot Plant Mixed Tennis Courts. The following are covered in these documents: Slope Requirement, Perimeter Edging, Base Construction, Base Tolerance, Leveling Course, Asphalt Surface Course, and Asphalt Mix Design



1.2 SCOPE OF WORK

- A. This specification covers the construction and installation for: (#) Tennis courts at (*project name & location*).
- B. Tennis courts shall be cleaned using a stiff bristle broom and gas powered blower or water based pressure spray unit capable of generating 2500 psi at the nozzle tip, to remove all dirt and debris.
- C. The work to be performed under this specification includes all labor, equipment, materials and supplies necessary for the installation of the tennis courts included in this contract.

II. PART 2 - PRODUCTS

2.1 TENNIS COURT SURFACE MATERIAL

- A. Tennis Court Surfacing Materials shall be:
 - 1. Novacrylic, as manufactured by Nova Sports U.S.A., 6 Industrial Rd., Bldg. #2., Milford, MA 01757. 800-USA-NOVA
 - 2. Approved equal
- B. All coatings shall be pure acrylic, containing no asphaltic or tar emulsions, nor any vinyl, alkyd or non-acrylic resins. The color system shall be factory-mixed compounds requiring only the addition of water at the jobsite except for the addition of sand to Novasurface. All materials shall be delivered to the jobsite in sealed containers with the manufacturer's label affixed.

III. PART 3 - EXECUTION

3.1 APPLICATION

- A. New asphalt pavement shall cure for 14 days prior to application of any surfacing materials.
- B. Contractors must notify the Landscape Architect of all applications, 48 hours prior to installation.
- C. The surface to be coated shall be inspected and made sure to be free of grease, oil, dust, dirt and other foreign matter before starting work.
- D. The surface shall be flooded. Any ponding water remaining that is deep enough to cover the thickness of a five-cent piece shall be corrected using a patch mix consisting of Novabond, 50-mesh sand and Portland cement, as per manufacturers directions. Depressions must be primed with a 50% dilution of Novabond and water prior to patching.
- E. Application shall proceed only if the surface is dry and clean and the temperature is at least fifty degrees (50°F) and rising, and the surface temperature is not in excess of one hundred forty degrees (140°F). Do not apply coatings when rain is imminent.

GUIDE SPECIFICATION

FOUR COAT ACRYLIC COLOR SYSTEM

• FOR NEW HOT MIX ASPHALT TENNIS COURTS

- F. Each coat in this system must dry completely before next application. Between each coat, inspect entire surface. Any defects should be repaired. Scrape surface to remove any lumps, and broom or blow off all loose matter.
- G. Using a neoprene rubber squeegee, apply one (1) coat of Novasurface acrylic resurfacer, diluted with one (1) part clean water, to two (2) parts Novasurface. Clean, bagged sand shall be incorporated into the diluted Novasurface at the rate of five (5) to ten (10) Lbs. per gallon. Sand gradation shall be 50 to 60-mesh. Allow application to dry thoroughly.
- H. Using a neoprene rubber squeegee, apply two (2) coats of Novacrylic Novafil, diluted two (2) parts concentrated material to one (1) part clean water (colors to be designated by owner). Allow each application to dry thoroughly. The quantity of water used in diluting these coatings may exceed the quantity specified by only a small amount and only if coatings are drying too rapidly. Permission of the owner shall be obtained before adding additional water.
- I. Using a neoprene rubber squeegee, apply one (1) coat of Novacrylic Novacoat, diluted one (1) part concentrated material to one (1) part clean water (colors to be designated by owner). Allow application to dry thoroughly. The quantity of water used in diluting these coatings may exceed the quantity specified by only a small amount and only if coatings are drying too rapidly. Permission of the owner shall be obtained before adding additional water.

3.2 LINE MARKINGS

- A. Upon completion and acceptance of the tennis surface, this Contractor shall prepare and paint lines for tennis.
- B. All lines are to be applied by painting between masking tape with a paintbrush or roller, according to U.S.T.A specifications.
- C. Prime masked lines with Seal-A-Line. Allow application to dry.
- D. Paint lines with Novatex textured line paint. Allow application to dry.
- E. Remove masking tape immediately after lines are dry.
- F. Protect adjacent areas and structures (fences, posts, sidewalks, buildings, etc.), which are not to be coated. In the event that coatings are applied to above, remove immediately before drying is complete.

3.3 COMPLETION

- A. Upon completion, the contractor shall insure proper removal of all construction debris, surplus materials, empty containers and wash water, and shall leave the site in a condition acceptable to the owner. The court is to be left secure so as to prevent vandalism.

3.4 LIMITATIONS

- A. Apply coatings only when ambient temperature is fifty degrees (50°F) and rising, and the surface temperature is not in excess of one hundred forty degrees (140°F).
- B. All NOVACRYLIC coatings are waterborne and cannot cure in cold temperatures or when subject to moisture. Care should be taken not to apply coatings when rain is forecast or sudden drop of temperature is expected. Climatic conditions such as very cool evenings and high dew points dictate that work should be completed early in the day so the coatings can be exposed to enough warm sunlight to form a film before sunset. The opposite applies during times of high heat, low humidity and drying breezes: under these conditions, work very early in the morning or very late in the day. If the product seems to be drying too fast in hot weather, mist the pavement with water to make the application easier. Care must be taken to allow each application to dry thoroughly prior to recoating.

END OF SECTION

IMPORTANT:

THIS SPECIFICATION IS INTENDED ONLY AS A GUIDE, CONSULT WITH A PROFESSIONAL ENGINEER OR ARCHITECT PRIOR TO USING AS A FORMAL SPECIFICATION.

GUIDE SPECIFICATION

FOUR COAT ACRYLIC COLOR SYSTEM USING CP761

• FOR NEW CONCRETE TENNIS COURTS

I. PART 1 - GENERAL

1.1 SUMMARY

- A. This section is a part of the entire set of Contract Documents and shall be coordinated with the applicable provisions of the other parts.
- B. Related Sections:
- 1. STANDARDS**
All work shall be done in accordance with American Sports Builders Association (A.S.B.A.) guide specifications.
 - 2. SITE INVESTIGATION**
Refer to A.S.B.A. guide specification 1.B.
 - 3. VEGETATION CONTROL**
Refer to A.S.B.A. guide specification 1.D.
 - 4. SITE PREPARATION, EARTHWORK, DRAINAGE AND SUBBASE CONSTRUCTION**
Refer to A.S.B.A. guide specification 1.C.
 - 5. COURT CONSTRUCTION**
Follow A.S.B.A. guide specification II.G: Reinforced Concrete Tennis Courts, or Specification II H: Post Tensioned Concrete Slab Tennis Courts. The following are covered in these documents: Slope Requirement, Perimeter Edging, Base Construction, Thickness, Forming, Joints, Curing, and Tolerances.

1.2 SCOPE OF WORK

- A. This specification covers the construction and installation for: (#) Tennis courts at (*project name & location*).
- B. Tennis courts shall be cleaned using a stiff bristle broom and gas powered blower or water based pressure spray unit capable of generating 2500 psi at the nozzle tip, to remove all dirt and debris.
- C. The work to be performed under this specification includes all labor, equipment, materials and supplies necessary for the installation of the tennis courts included in this contract.

II. PART 2 - PRODUCTS


2.1 TENNIS COURT SURFACE MATERIAL

- A. Tennis Court Surfacing Materials shall be:
- Novacrylic, as manufactured by Nova Sports U.S.A., 6 Industrial Rd., Bldg. #2., Milford, MA 01757. 800-USA-NOVA
 - Approved equal
- B. All coatings shall be pure acrylic, containing no asphaltic or tar emulsions, nor any vinyl, alkyd or non-acrylic resins. The color system shall be factory-mixed compounds requiring only the addition of water at the jobsite except for the addition of sand to Novasurface. All materials shall be delivered to the jobsite in sealed containers with the manufacturer's label affixed.

III. PART 3 - EXECUTION

3.1 APPLICATION

- A. **Vapor barrier must be installed prior to pouring concrete**
- B. No wax or curing agents that are not certified as coatable shall be used.
- C. New concrete shall cure for twenty-eight days prior to application of any surfacing materials.
- D. Concrete shall have a medium broom finish.
- E. Contractors must notify the Landscape Architect of all applications, 48 hours prior to installation.
- F. Etch concrete with a Phosphoric Acid solution; allow to set and flush completely with water.
- G. The surface to be coated shall be inspected and made sure to be free of grease, oil, dust, dirt and other foreign matter before starting work.
- H. The surface shall be flooded. Any ponding water remaining that is deep enough to cover the thickness of a five-cent piece shall be corrected using a patch mix consisting of Novabond, 50-mesh sand and Portland cement, as per manufacturers directions. Depressions must be primed with a 50% dilution of Novabond and water prior to patching.



GUIDE SPECIFICATION

FOUR COAT ACRYLIC COLOR SYSTEM USING CP761

• FOR NEW CONCRETE TENNIS COURTS

- I. Application shall proceed only if the surface is dry and clean and the temperature is at least fifty degrees (50°F) and rising, and the surface temperature is not in excess of one hundred forty degrees (140°F). Do not apply coatings when rain is imminent.
- J. Each coat in this system must dry completely before next application. Between each coat, inspect entire surface. Any defects should be repaired. Scrape surface to remove any lumps, and broom or blow off all loose matter.
- K. Apply one (1) coat of CP761 Concrete Primer, diluted one (2) parts CP761 to one (1) part clean water. Application may be with squeegee, broom or roller. Allow CP761 to dry thoroughly.
- L. Using a neoprene rubber squeegee, apply one (1) coat of Novasurface acrylic resurfacer, diluted one (1) part clean water, to two (2) parts Novasurface. Clean, bagged sand shall be incorporated into the diluted Novasurface at the rate of five (5) to ten (10) Lbs. per gallon. Sand gradation shall be 50 to 60-mesh. Allow application to dry thoroughly.
- M. Using a neoprene rubber squeegee, apply two (2) coats of Novacrylic Novafil, diluted two (2) parts concentrated material to one (1) part clean water (colors to be designated by owner). Allow each application to dry thoroughly. The quantity of water used in diluting these coatings may exceed the quantity specified by only a small amount and only if coatings are drying too rapidly. Permission of the owner shall be obtained before adding additional water.
- N. Using a neoprene rubber squeegee, apply one (1) coat of Novacrylic Novacoat, diluted one (1) part concentrated material to one (1) part clean water (colors to be designated by owner). Allow application to dry thoroughly. The quantity of water used in diluting these coatings may exceed the quantity specified by only a small amount and only if coatings are drying too rapidly. Permission of the owner shall be obtained before adding additional water.

3.2 LINE MARKINGS

- A. Upon completion and acceptance of the tennis surface, this Contractor shall prepare and paint lines for tennis.
- B. All lines are to be applied by painting between masking tape with a paintbrush or roller, according to U.S.T.A specifications.
- C. Prime masked lines with Seal-A-Line and allow to dry. Allow application to dry.
- D. Paint lines with Novatex textured line paint. Allow application to dry.
- E. Remove masking tape immediately after lines are dry.
- F. Protect adjacent areas and structures (fences, posts, sidewalks, buildings, etc.), which are not to be coated. In the event that coatings are applied to above, remove immediately before drying is complete.

3.3 COMPLETION

- A. Upon completion, the contractor shall insure proper removal of all construction debris, surplus materials, empty containers and wash water, and shall leave the site in a condition acceptable to the owner. The court is to be left secure so as to prevent vandalism.

3.4 LIMITATIONS

- A. Apply coatings only when ambient temperature is fifty degrees (50°F) and rising, and the surface temperature is not in excess of one hundred forty degrees (140°F).
- B. All NOVACRYLIC coatings are waterborne and cannot cure in cold temperatures or when subject to moisture. Care should be taken not to apply coatings when rain is forecast or sudden drop of temperature is expected. Climatic conditions such as very cool evenings and high dew points dictate that work should be completed early in the day so the coatings can be exposed to enough warm sunlight to form a film before sunset. The opposite applies during times of high heat, low humidity and drying breezes: under these conditions, work very early in the morning or very late in the day. If the product seems to be drying too fast in hot weather, mist the pavement with water to make the application easier. Care must be taken to allow each application to dry thoroughly prior to recoating.

END OF SECTION

IMPORTANT:

THIS SPECIFICATION IS INTENDED ONLY AS A GUIDE, CONSULT WITH A PROFESSIONAL ENGINEER OR ARCHITECT PRIOR TO USING AS A FORMAL SPECIFICATION.

GUIDE SPECIFICATION

NOVACUSHION SURFACE SYSTEM

• FOR NEW HOT MIX ASPHALT TENNIS COURTS

I. PART 1 - GENERAL

1.1 SUMMARY

A. This section is a part of the entire set of Contract Documents and shall be coordinated with the applicable provisions of the other parts.

B. Related Sections:

1. STANDARDS

All work shall be done in accordance with American Sports Builders Association (A.S.B.A.) guide specifications.

2. SITE INVESTIGATION

Refer to A.S.B.A. guide specification 1.B.

3. VEGETATION CONTROL

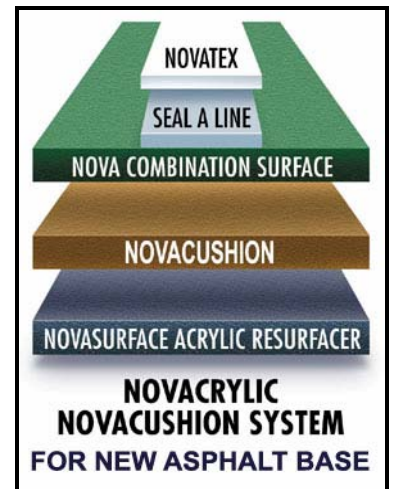
Refer to A.S.B.A. guide specification 1.D.

4. SITE PREPARATION, EARTHWORK, DRAINAGE AND SUBBASE CONSTRUCTION

Refer to A.S.B.A. guide specification 1.C.

5. COURT CONSTRUCTION

Follow A.S.B.A. guide specification II. I: Hot Mix Asphalt Tennis Courts. The following are covered in these documents: Slope Requirement, Perimeter Edging, Base Construction, Compaction, Base Tolerance, Leveling Course, Asphalt Surface Course, and Asphalt Mix Design.



1.2 SCOPE OF WORK

A. This specification covers the construction and installation for: (#) Tennis courts at (*project name & location*).

B. Tennis courts shall be cleaned using a stiff bristle broom and gas powered blower or water based pressure spray unit capable of generating 2500 psi at the nozzle tip, to remove all dirt and debris.

C. The work to be performed under this specification includes all labor, equipment, materials and supplies necessary for the installation of the tennis courts included in this contract.

II. PART 2 - PRODUCTS

2.1 TENNIS COURT SURFACE MATERIAL

A. Tennis Court Surfacing Materials shall be:

1. Novacrylic, as manufactured by Nova Sports U.S.A., 6 Industrial Rd., Bldg. #2., Milford, MA 01757. 800-USA-NOVA
2. Approved equal

B. All coatings shall be pure acrylic, containing no asphaltic or tar emulsions, nor any vinyl, alkyd or non-acrylic resins. The color system shall be factory-mixed compounds requiring only the addition of water at the jobsite except for the addition of sand to Novasurface. All materials shall be delivered to the jobsite in sealed containers with the manufacturer's label affixed.

III. PART 3 - EXECUTION

3.1 APPLICATION

A. New asphalt pavement shall cure for 14 days prior to application of any surfacing materials.

B. Contractors must notify the Landscape Architect of all applications, 48 hours prior to installation.

C. The surface to be coated shall be inspected and made sure to be free of grease, oil, dust, dirt and other foreign matter before starting work.

D. The surface shall be flooded. Any ponding water remaining that is deep enough to cover the thickness of a five-cent piece shall be corrected using a patch mix consisting of Novabond, 50-mesh sand and Portland cement, as per manufacturers directions. Depressions must be primed with a 50% dilution of Novabond and water prior to patching.

E. Application shall proceed only if the surface is dry and clean and the temperature is at least fifty degrees (50°F) and rising, and the surface temperature is not in excess of one hundred forty degrees (140°F). Do not apply coatings when rain is imminent.



GUIDE SPECIFICATION

NOVACUSHION SURFACE

• FOR NEW HOT MIX ASPHALT TENNIS COURTS

- F. Each coat in this system must dry completely before next application. Between each coat, inspect entire surface. Any defects should be repaired. Scrape surface to remove any lumps, and broom or blow off all loose matter.
- G. Using a neoprene rubber squeegee, apply one (1) coat of Novasurface acrylic resurfacer, diluted one (1) part clean water, to two (2) parts Novasurface. Clean, bagged sand shall be incorporated into the diluted Novasurface at the rate of five (5) to ten (10) Lbs. per gallon. Sand gradation shall be 50 to 60-mesh. Allow application to dry thoroughly.
- H. Using a neoprene rubber squeegee, apply four (4) coats of Novacrylic Novacushion, diluted two (2) parts concentrated material to one (1) part clean water. Allow each application to dry thoroughly. The quantity of water used in diluting these coatings may exceed the quantity specified by only a small amount and only if coatings are drying too rapidly. Permission of the owner shall be obtained before adding additional water. Novacushion may also be applied using an approved spray pump apparatus, however, the final coat of Novacushion MUST be applied using a neoprene rubber squeegee.
- I. Using a neoprene rubber squeegee, apply two (2) coats of Novacrylic Combination Surface, diluted two (2) parts concentrated material to one (1) part clean water (colors to be designated by owner). Allow each application to dry thoroughly. The quantity of water used in diluting these coatings may exceed the quantity specified by only a small amount and only if coatings are drying too rapidly. Permission of the owner shall be obtained before adding additional water.

3.2 LINE MARKINGS

- A. Upon completion and acceptance of the tennis surface, this Contractor shall prepare and paint lines for tennis.
- B. All lines are to be applied by painting between masking tape with a paintbrush or roller, according to U.S.T.A specifications.
- C. Prime masked lines with Seal-A-Line. Allow application to dry.
- D. Paint lines with Novatex textured line paint. Allow application to dry.
- E. Remove masking tape immediately after lines are dry.
- F. Protect adjacent areas and structures (fences, posts, sidewalks, buildings, etc.), which are not to be coated. In the event that coatings are applied to above, remove immediately before drying is complete.

3.3 COMPLETION

- A. Upon completion, the contractor shall insure proper removal of all construction debris, surplus materials, empty containers and wash water, and shall leave the site in a condition acceptable to the owner. The court is to be left secure so as to prevent vandalism.

3.4 LIMITATIONS

- A. Apply coatings only when ambient temperature is fifty degrees (50°F) and rising, and the surface temperature is not in excess of one hundred forty degrees (140°F).
- B. All NOVACRYLIC coatings are waterborne and cannot cure in cold temperatures or when subject to moisture. Care should be taken not to apply coatings when rain is forecast or sudden drop of temperature is expected. Climatic conditions such as very cool evenings and high dew points dictate that work should be completed early in the day so the coatings can be exposed to enough warm sunlight to form a film before sunset. The opposite applies during times of high heat, low humidity and drying breezes: under these conditions, work very early in the morning or very late in the day. If the product seems to be drying too fast in hot weather, mist the pavement with water to make the application easier. Care must be taken to allow each application to dry thoroughly prior to recoating.

END OF SECTION

IMPORTANT:

THIS SPECIFICATION IS INTENDED ONLY AS A GUIDE, CONSULT WITH A PROFESSIONAL ENGINEER OR ARCHITECT PRIOR TO USING AS A FORMAL SPECIFICATION.

GUIDE SPECIFICATION

NOVACUSHION SURFACE SYSTEM USING CP761 • FOR NEW CONCRETE TENNIS COURTS

I. PART 1 - GENERAL

1.1 SUMMARY

A. This section is a part of the entire set of Contract Documents and shall be coordinated with the applicable provisions of the other parts.

B. Related Sections:

1. STANDARDS

All work shall be done in accordance with American Sports Builders Association (A.S.B.A.) guide specifications.

2. SITE INVESTIGATION

Refer to A.S.B.A. guide specification 1.B.

3. VEGETATION CONTROL

Refer to A.S.B.A. guide specification 1.D.

4. SITE PREPARATION, EARTHWORK, DRAINAGE AND SUBBASE CONSTRUCTION

Refer to A.S.B.A. guide specification 1.C.

5. COURT CONSTRUCTION

Follow A.S.B.A. guide specification II.G: Reinforced Concrete Tennis Courts, or II.H: Post-Tensioned Concrete Slab Tennis Courts. The following are covered in these documents: Slope Requirement, Perimeter Edging, Base Construction, Thickness, Forming, Joints, Curing, and Tolerances

1.2 SCOPE OF WORK

A. This specification covers the construction and installation for: (#) Tennis courts at (*project name & location*).

B. Tennis courts shall be cleaned using a stiff bristle broom and gas powered blower or water based pressure spray unit capable of generating 2500 psi at the nozzle tip, to remove all dirt and debris.

C. The work to be performed under this specification includes all labor, equipment, materials and supplies necessary for the installation of the tennis courts included in this contract.

II. PART 2 - PRODUCTS

2.1 TENNIS COURT SURFACE MATERIAL

A. Tennis Court Surfacing Materials shall be:

1. Novacrylic, as manufactured by Nova Sports U.S.A., 6 Industrial Rd., Bldg. #2., Milford, MA 01757. 800-USA-NOVA

2. Approved equal

B. All coatings shall be pure acrylic, containing no asphaltic or tar emulsions, nor any vinyl, alkyd or non-acrylic resins. The color system shall be factory-mixed compounds requiring only the addition of water at the jobsite except for the addition of sand to Novasurface. All materials shall be delivered to the jobsite in sealed containers with the manufacturer's label affixed.

III. PART 3 - EXECUTION

3.1 APPLICATION

A. **Vapor barrier must be installed prior to pouring concrete**

B. No wax or curing agents that are not certified as coatable shall be used.

C. New concrete shall cure for twenty-eight days prior to application of any surfacing materials.

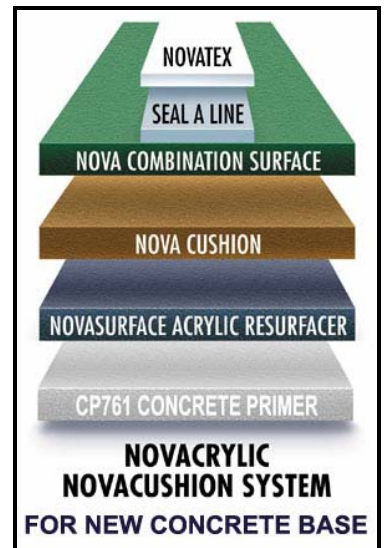
D. Concrete shall have a medium broom finish.

E. Contractors must notify the Landscape Architect of all applications, 48 hours prior to installation.

F. Etch concrete with a Phosphoric Acid solution; allow to set and flush completely with water.

G. The surface to be coated shall be inspected and made sure to be free of grease, oil, dust, dirt and other foreign matter before starting work.

H. The surface shall be flooded. Any ponding water remaining that is deep enough to cover the thickness of a five-cent piece shall be corrected using a patch mix consisting of Novabond, 50-mesh sand and Portland cement, as per manufacturers directions. Depressions must be primed with a 50% dilution of Novabond and water prior to patching.



GUIDE SPECIFICATION

NOVACUSHION SURFACE SYSTEM USING CP761

• FOR NEW CONCRETE TENNIS COURTS

- I. Application shall proceed only if the surface is dry and clean and the temperature is at least fifty degrees (50°F) and rising, and the surface temperature is not in excess of one hundred forty degrees (140°F). Do not apply coatings when rain is imminent.
- J. Each coat in this system must dry completely before next application. Between each coat, inspect entire surface. Any defects should be repaired. Scrape surface to remove any lumps, and broom or blow off all loose matter.
- K. Apply one (1) coat of CP761 Concrete Primer, diluted one (2) parts CP761 to one (1) part clean water. Application may be with squeegee, broom or roller. Allow CP761 to dry thoroughly.
- L. Using a neoprene rubber squeegee, apply one (1) coat of Novasurface acrylic resurfacer, diluted with one (1) part clean water, to two (2) parts Novasurface. Clean, bagged sand shall be incorporated into the diluted Novasurface at the rate of five (5) to ten (10) Lbs. per gallon. Sand gradation shall be 50 to 60-mesh. Allow application to dry thoroughly.
- M. Using a neoprene rubber squeegee, apply four (4) coats of Novacushion, diluted two (2) parts concentrated material, to one (1) part water. Allow each application to dry thoroughly. The quantity of water used in diluting these coatings may exceed the quantity specified by only a small amount and only if coatings are drying too rapidly. Permission of owner shall be obtained before adding additional water. Novacushion may also be applied using an approved spray pump apparatus, however, the final coat of Novacushion MUST be applied with a neoprene rubber squeegee.
- N. Using a neoprene rubber squeegee, apply two (2) coats of Combination Surface, diluted two (2) parts concentrated material, to one (1) part water (colors to be designated by owner). Allow each application to dry thoroughly. The quantity of water used in diluting these coatings may exceed the quantity specified by only a small amount and only if coatings are drying too rapidly. Permission of owner shall be obtained before adding additional water.

3.2 LINE MARKINGS

- A. Upon completion and acceptance of the tennis surface, this Contractor shall prepare and paint lines for tennis.
- B. All lines are to be applied by painting between masking tape with a paintbrush or roller, according to U.S.T.A specifications.
- C. Prime masked lines with Seal-A-Line. Allow application to dry.
- D. Paint lines with Novatex textured line paint. Allow application to dry.
- E. Remove masking tape immediately after lines are dry.
- F. Protect adjacent areas and structures (fences, posts, sidewalks, buildings, etc.), which are not to be coated. In the event that coatings are applied to above, remove immediately before drying is complete.

3.3 COMPLETION

- A. Upon completion, the contractor shall insure proper removal of all construction debris, surplus materials, empty containers and wash water, and shall leave the site in a condition acceptable to the owner. The court is to be left secure so as to prevent vandalism.

3.4 LIMITATIONS

- A. Apply coatings only when ambient temperature is fifty degrees (50°F) and rising, and the surface temperature is not in excess of one hundred forty degrees (140°F).
- B. All NOVACRYLIC coatings are waterborne and cannot cure in cold temperatures or when subject to moisture. Care should be taken not to apply coatings when rain is forecast or sudden drop of temperature is expected. Climatic conditions such as very cool evenings and high dew points dictate that work should be completed early in the day so the coatings can be exposed to enough warm sunlight to form a film before sunset. The opposite applies during times of high heat, low humidity and drying breezes: under these conditions, work very early in the morning or very late in the day. If the product seems to be drying too fast in hot weather, mist the pavement with water to make the application easier. Care must be taken to allow each application to dry thoroughly prior to recoating.

END OF SECTION

IMPORTANT:

THIS SPECIFICATION IS INTENDED ONLY AS A GUIDE, CONSULT WITH A PROFESSIONAL ENGINEER OR ARCHITECT PRIOR TO USING AS A FORMAL SPECIFICATION.



GUIDE SPECIFICATION

ULTRACUSHION SURFACE SYSTEM

• FOR NEW HOT MIX ASPHALT TENNIS COURTS

I. PART 1 - GENERAL

1.1 SUMMARY

- A. This section is a part of the entire set of Contract Documents and shall be coordinated with the applicable provisions of the other parts.
- B. Related Sections:
- 1. STANDARDS**
All work shall be done in accordance with American Sports Builders Association (A.S.B.A.) guide specifications.
 - 2. SITE INVESTIGATION**
Refer to A.S.B.A. guide specification 1.B.
 - 3. VEGETATION CONTROL**
Refer to A.S.B.A. guide specification 1.D.
 - 4. SITE PREPARATION, EARTHWORK, DRAINAGE AND SUBBASE CONSTRUCTION**
Refer to A.S.B.A. guide specification 1.C.
 - 5. COURT CONSTRUCTION**

Follow A.S.B.A. guide specification II.I: Hot Plant-Mixed Tennis Courts. The following are covered in these documents: Slope Requirement, Perimeter Edging, Base Construction, Compaction, Base Tolerance, Leveling Course, Asphalt Surface Course, and Asphalt Mix Design

1.2 SCOPE OF WORK

- A. This specification covers the construction and installation for: (#) Tennis courts at (*project name & location*).
- B. Tennis courts shall be cleaned using a stiff bristle broom and gas powered blower or water based pressure spray unit capable of generating 2500 psi at the nozzle tip, to remove all dirt and debris.
- C. The work to be performed under this specification includes all labor, equipment, materials and supplies necessary for the installation of the tennis courts included in this contract.

II. PART 2 - PRODUCTS


2.1 TENNIS COURT SURFACE MATERIAL

- A. Tennis Court Surfacing Materials shall be:
1. Novacrylic, as manufactured by Nova Sports U.S.A., 6 Industrial Rd., Bldg. #2., Milford, MA 01757. 800-USA-NOVA
 2. Approved equal
- B. All coatings shall be pure acrylic, containing no asphaltic or tar emulsions, nor any vinyl, alkyd or non-acrylic resins. The color system shall be factory-mixed compounds requiring only the addition of water at the jobsite except for the addition of sand to Novasurface. All materials shall be delivered to the jobsite in sealed containers with the manufacturer's label affixed.

III. PART 3 - EXECUTION

3.1 APPLICATION

- A. New asphalt pavement shall cure for 14 days prior to application of any surfacing materials.
- B. Contractors must notify the Landscape Architect of all applications, 48 hours prior to installation.
- C. The surface to be coated shall be inspected and made sure to be free of grease, oil, dust, dirt and other foreign matter before starting work.
- D. The surface shall be flooded. Any ponding water remaining that is deep enough to cover the thickness of a five-cent piece shall be corrected using a patch mix consisting of Novabond, 50-mesh sand and Portland cement, as per manufacturers directions. Depressions must be primed with a 50% dilution of Novabond and water prior to patching.
- E. Application shall proceed only if the surface is dry and clean and the temperature is at least fifty degrees (50°F) and rising, and the surface temperature is not in excess of one hundred forty degrees (140°F). Do not apply coatings when rain is imminent.



GUIDE SPECIFICATION

ULTRACUSHION SURFACE

• FOR NEW HOT MIX ASPHALT TENNIS COURTS

- F. Each coat in this system must dry completely before next application. Between each coat, inspect entire surface. Any defects should be repaired. Scrape surface to remove any lumps, and broom or blow off all loose matter.
- G. Using a neoprene rubber squeegee, apply one (1) coat of Novasurface acrylic resurfacer, diluted one (1) part clean water, to two (2) parts Novasurface. Clean, bagged sand shall be incorporated into the diluted Novasurface at the rate of five (5) to ten (10) Lbs. per gallon. Sand gradation shall be 50 to 60-mesh. Allow application to dry thoroughly.
- H. Apply two (2) coats of Ultracushion, diluted two (2) parts concentrated material, to one (1) part clean water. Use special grooved squeegee, or approved spray pump apparatus, as supplied by manufacturer of surface system. Allow each application to dry thoroughly. The quantity of water used in diluting these coatings may exceed the quantity specified by only a small amount and only if coatings are drying too rapidly. Permission of the owner shall be obtained before adding additional water.
- I. Using a neoprene rubber squeegee, apply three (3) coats of Novacushion, diluted two (2) parts concentrated material, to one (1) part clean water. Allow each application to dry thoroughly. The quantity of water used in diluting these coatings may exceed the quantity specified by only a small amount and only if coatings are drying too rapidly. Permission of the owner shall be obtained before adding additional water. Novacushion may also be applied using an approved spray pump apparatus, however, the final coat of Novacushion MUST be applied using a neoprene rubber squeegee.
- J. Using a neoprene rubber squeegee, apply two (2) coats of Combination Surface, diluted two (2) parts concentrated material to one (1) part clean water (colors to be designated by owner). Allow each application to dry thoroughly. The quantity of water used in diluting these coatings may exceed quantity specified by only a small amount and only if coatings are drying too rapidly. Permission of owner shall be obtained before adding additional water.

3.2 LINE MARKINGS

- A. Upon completion and acceptance of the tennis surface, this Contractor shall prepare and paint lines for tennis.
- B. All lines are to be applied by painting between masking tape with a paintbrush or roller, according to U.S.T.A specifications.
- C. Prime masked lines with Seal-A-Line. Allow application to dry.
- D. Paint lines with Novatex textured line paint. Allow application to dry.
- E. Remove masking tape immediately after lines are dry.
- F. Protect adjacent areas and structures (fences, posts, sidewalks, buildings, etc.), which are not to be coated. In the event that coatings are applied to above, remove immediately before drying is complete.

3.3 COMPLETION

- A. Upon completion, the contractor shall insure proper removal of all construction debris, surplus materials, empty containers and wash water, and shall leave the site in a condition acceptable to the owner. The court is to be left secure so as to prevent vandalism.

3.4 LIMITATIONS

- A. Apply coatings only when ambient temperature is fifty degrees (50°F) and rising, and the surface temperature is not in excess of one hundred forty degrees (140°F).
- B. All NOVACRYLIC coatings are waterborne and cannot cure in cold temperatures or when subject to moisture. Care should be taken not to apply coatings when rain is forecast or sudden drop of temperature is expected. Climatic conditions such as very cool evenings and high dew points dictate that work should be completed early in the day so the coatings can be exposed to enough warm sunlight to form a film before sunset. The opposite applies during times of high heat, low humidity and drying breezes: under these conditions, work very early in the morning or very late in the day. If the product seems to be drying too fast in hot weather, mist the pavement with water to make the application easier. Care must be taken to allow each application to dry thoroughly prior to recoating.

END OF SECTION

IMPORTANT:

THIS SPECIFICATION IS INTENDED ONLY AS A GUIDE, CONSULT WITH A PROFESSIONAL ENGINEER OR ARCHITECT PRIOR TO USING AS A FORMAL SPECIFICATION.

GUIDE SPECIFICATION

ULTRACUSHION SURFACE SYSTEM USING CP761 • FOR NEW CONCRETE TENNIS COURTS

I. PART 1 - GENERAL

1.1 SUMMARY

- A. This section is a part of the entire set of Contract Documents and shall be coordinated with the applicable provisions of the other parts.
- B. Related Sections:
- 1. STANDARDS**
All work shall be done in accordance with American Sports Builders Association (A.S.B.A.) guide specifications.
 - 2. SITE INVESTIGATION**
Refer to A.S.B.A. guide specification 1.B.
 - 3. VEGETATION CONTROL**
Refer to A.S.B.A. guide specification 1.D.
 - 4. SITE PREPARATION, EARTHWORK, DRAINAGE AND SUBBASE CONSTRUCTION**
Refer to A.S.B.A. guide specification 1.C.
 - 5. COURT CONSTRUCTION**
Follow A.S.B.A. guide specification II.G: Reinforced Concrete Tennis Courts, or II.H: Post-Tensioned Concrete Slab Tennis Courts. The following are covered in these documents: Slope Requirement, Perimeter Edging, Base Construction, Thickness, Forming, Joints, Curing, and Tolerances

1.2 SCOPE OF WORK

- A. This specification covers the construction and installation for: (#) Tennis courts at (*project name & location*).
- B. Tennis courts shall be cleaned using a stiff bristle broom and gas powered blower or water based pressure spray unit capable of generating 2500 psi at the nozzle tip, to remove all dirt and debris.
- C. The work to be performed under this specification includes all labor, equipment, materials and supplies necessary for the installation of the tennis courts included in this contract.

II. PART 2 - PRODUCTS


2.1 TENNIS COURT SURFACE MATERIAL

- A. Tennis Court Surfacing Materials shall be:
- Novacrylic, as manufactured by Nova Sports U.S.A., 6 Industrial Rd., Bldg. #2., Milford, MA 01757. 800-USA-NOVA
 - Approved equal
- B. All coatings shall be pure acrylic, containing no asphaltic or tar emulsions, nor any vinyl, alkyd or non-acrylic resins. The color system shall be factory-mixed compounds requiring only the addition of water at the jobsite except for the addition of sand to Novasurface. All materials shall be delivered to the jobsite in sealed containers with the manufacturer's label affixed.

III. PART 3 - EXECUTION

3.1 APPLICATION

- A. **Vapor barrier must be installed prior to pouring concrete**
- B. No wax or curing agents that are not certified as coatable shall be used.
- C. New concrete shall cure for twenty-eight days prior to application of any surfacing materials.
- D. Concrete shall have a medium broom finish.
- E. Contractors must notify the Landscape Architect of all applications, 48 hours prior to installation.
- F. Etch concrete with a Phosphoric Acid solution; allow to set and flush completely with water.
- G. The surface to be coated shall be inspected and made sure to be free of grease, oil, dust, dirt and other foreign matter before starting work.
- H. The surface shall be flooded. Any ponding water remaining that is deep enough to cover the thickness of a five-cent piece shall be corrected using a patch mix consisting of Novabond, 50-mesh sand and Portland cement, as per manufacturers directions. Depressions must be primed with a 50% dilution of Novabond and water prior to patching.



GUIDE SPECIFICATION

ULTRACUSHION SURFACE SYSTEM USING CP761

• FOR NEW CONCRETE TENNIS COURTS

- I. Application shall proceed only if surface is dry, clean and the temperature is at least fifty degrees (50°F) and rising, and surface temperature is not in excess of one hundred forty degrees (140°F). Don't apply coatings when rain is imminent.
- J. Each coat in this system must dry completely before next application. Between each coat, inspect entire surface. Any defects should be repaired. Scrape surface to remove any lumps, and broom or blow off all loose matter.
- K. Apply one (1) coat of CP761 Concrete Primer, diluted one (2) parts CP761 to one (1) part clean water. Application may be with squeegee, broom or roller. Allow CP761 to dry thoroughly.
- L. Using a neoprene rubber squeegee, apply one (1) coat of Novasurface acrylic resurfacer, diluted one (1) part clean water, to two (2) parts Novasurface. Clean, bagged sand shall be incorporated into the diluted Novasurface at the rate of five (5) to ten (10) Lbs. per gallon. Sand gradation shall be 50 to 60-mesh. Allow application to dry thoroughly.
- M. Apply two (2) coats of Ultracushion, diluted two (2) parts concentrated material, to one (1) part clean water. Use special grooved squeegee or approved spray pump apparatus, as supplied by manufacturer. Allow each application to dry thoroughly. Quantity of water used in diluting these coatings may exceed the quantity specified by only a small amount and only if coatings are drying too rapidly. Permission of owner shall be obtained before adding additional water.
- N. Using a neoprene rubber squeegee, apply three (3) coats of Novacushion, diluted two (2) parts concentrated material, to one (1) part clean water. Allow each application to dry thoroughly. The quantity of water used in diluting coatings may exceed quantity specified by only a small amount and only if coatings are drying too rapidly. Permission of the owner shall be obtained before adding additional water. Novacushion may also be applied using an approved spray pump apparatus, however, final coat of Novacushion MUST be applied using a neoprene rubber squeegee.
- O. Using a neoprene rubber squeegee, apply two (2) coats of Novacrylic Combination Surface, diluted two (2) parts concentrated material to one (1) part clean water (colors to be designated by owner). Allow each application to dry thoroughly. The quantity of water used in diluting these coatings may exceed quantity specified by only a small amount and only if coatings are drying too rapidly. Permission of owner shall be obtained before adding additional water.

3.2 LINE MARKINGS

- A. Upon completion and acceptance of the tennis surface, this Contractor shall prepare and paint lines for tennis.
- B. All lines are to be applied by painting between masking tape with a paintbrush or roller, according to U.S.T.A specifications.
- C. Prime masked lines with Seal-A-Line. Allow application to dry.
- D. Paint lines with Novatex textured line paint. Allow application to dry.
- E. Remove masking tape immediately after lines are dry.
- F. Protect adjacent areas and structures (fences, posts, sidewalks, buildings, etc.), which are not to be coated. In the event that coatings are applied to above, remove immediately before drying is complete.

3.3 COMPLETION

- A. Upon completion, the contractor shall insure proper removal of all construction debris, surplus materials, empty containers and wash water, and shall leave the site in a condition acceptable to the owner. The court is to be left secure so as to prevent vandalism.

3.4 LIMITATIONS

- A. Apply coatings only when ambient temperature is fifty degrees (50°F) and rising, and the surface temperature is not in excess of one hundred forty degrees (140°F).
- B. All NOVACRYLIC coatings are waterborne and cannot cure in cold temperatures or when subject to moisture. Care should be taken not to apply coatings when rain is forecast or sudden drop of temperature is expected. Climatic conditions such as very cool evenings and high dew points dictate that work should be completed early in the day so the coatings can be exposed to enough warm sunlight to form a film before sunset. The opposite applies during times of high heat, low humidity and drying breezes: under these conditions, work very early in the morning or very late in the day. If the product seems to be drying too fast in hot weather, mist the pavement with water to make the application easier. Care must be taken to allow each application to dry thoroughly prior to recoating.

END OF SECTION

IMPORTANT:

THIS SPECIFICATION IS INTENDED ONLY AS A GUIDE, CONSULT WITH A PROFESSIONAL ENGINEER OR ARCHITECT PRIOR TO USING AS A FORMAL SPECIFICATION.



GUIDE SPECIFICATION

NOVAPLAY SURFACE SYSTEM

• FOR NEW HOT MIX ASPHALT COURTS

I. PART 1 - GENERAL

1.1 SUMMARY

- A. This section is a part of the entire set of Contract Documents and shall be coordinated with the applicable provisions of the other parts.
- B. Related Sections:
 - 1. **STANDARDS**
All work shall be done in accordance with American Sports Builders Association (A.S.B.A.) guide specifications.
 - 2. **SITE INVESTIGATION**
Refer to A.S.B.A. guide specification 1.B.
 - 3. **VEGETATION CONTROL**
Refer to A.S.B.A. guide specification 1.D.
 - 4. **SITE PREPARATION, EARTHWORK, DRAINAGE AND SUBBASE CONSTRUCTION**
Refer to A.S.B.A. guide specification 1.C.
 - 5. **COURT CONSTRUCTION**
Follow A.S.B.A. guide specification II.I: Hot Plant Mixed Tennis Courts. The following are covered in this document: Slope Requirement, Perimeter Edging, Base Construction, Compaction, Base Tolerance, Leveling Course, Asphalt Surface Course, and Asphalt Mix Design



1.2 SCOPE OF WORK

- A. This specification covers the construction and installation for: (#) courts at (*project name & location*).
- B. Courts shall be cleaned using a stiff bristle broom and gas powered blower or water based pressure spray unit capable of generating 2500 psi at the nozzle tip, to remove all dirt and debris.
- C. The work to be performed under this specification includes all labor, equipment, materials and supplies necessary for the installation of the tennis courts included in this contract.

II. PART 2 - PRODUCTS

2.1 COURT SURFACE MATERIAL

- A. Court Surfacing Materials shall be:
 - 1. Novacrylic, as manufactured by Nova Sports U.S.A., 6 Industrial Rd., Bldg. #2., Milford, MA 01757. 800-USA-NOVA
 - 2. Approved equal
- B. All coatings shall be pure acrylic, containing no asphaltic or tar emulsions, nor any vinyl, alkyd or non-acrylic resins. The color system shall be factory-mixed compounds requiring only the addition of water at the jobsite except for the addition of sand to Novasurface. All materials shall be delivered to the jobsite in sealed containers with the manufacturer's label affixed.

III. PART 3 - EXECUTION

3.1 APPLICATION

- A. New asphalt pavement shall cure for 14 days prior to application of any surfacing materials.
- B. Contractors must notify the Landscape Architect of all applications, 48 hours prior to installation.
- C. The surface to be coated shall be inspected and made sure to be free of grease, oil, dust, dirt and other foreign matter before starting work.
- D. The surface shall be flooded. Any ponding water remaining that is deep enough to cover the thickness of a five-cent piece shall be corrected using a patch mix consisting of Novabond, 50-mesh sand and Portland cement, as per manufacturers directions. Depressions must be primed with a 50% dilution of Novabond and water prior to patching.
- E. Application shall proceed only if the surface is dry and clean and the temperature is at least fifty degrees (50°F) and rising, and the surface temperature is not in excess of one hundred forty degrees (140°F). Do not apply coatings when rain is imminent.

GUIDE SPECIFICATION

NOVAPLAY SURFACE SYSTEM

• FOR NEW HOT MIX ASPHALT COURTS

- F. Each coat in this system must dry completely before next application. Between each coat, inspect entire surface. Any defects should be repaired. Scrape surface to remove any lumps, and broom or blow off all loose matter.
- G. Using a neoprene rubber squeegee, apply one (1) coat of Novasurface acrylic resurfacer, diluted with one (1) part clean water, to two (2) parts Novasurface. Clean, bagged sand shall be incorporated into the diluted Novasurface at the rate of five (5) to ten (10) Lbs. per gallon. Sand gradation shall be 50 to 60-mesh. Allow application to dry thoroughly.
- H. Using a neoprene rubber squeegee, apply two (2) coats of Novaplay (colors to be designated by owner). Allow each application to dry thoroughly. A small (not to exceed 8 fl. oz per gal.) quantity of water may be used in diluting these coatings, only if coatings are drying too rapidly. Permission of the owner shall be obtained before adding additional water.

3.2 LINE MARKINGS

- A. Upon completion and acceptance of the tennis surface, this Contractor shall prepare and paint lines for tennis.
- B. All lines are to be applied by painting between masking tape with a paintbrush or roller, according to U.S.T.A specifications.
- C. Prime masked lines with Seal-A-Line. Allow application to dry.
- D. Paint lines with Novatex textured line paint. Allow application to dry.
- E. Remove masking tape immediately after lines are dry.
- F. Protect adjacent areas and structures (fences, posts, sidewalks, buildings, etc.), which are not to be coated. In the event that coatings are applied to above, remove immediately before drying is complete.

3.3 COMPLETION

- A. Upon completion, the contractor shall insure proper removal of all construction debris, surplus materials, empty containers and wash water, and shall leave the site in a condition acceptable to the owner. The court is to be left secure so as to prevent vandalism.

3.4 LIMITATIONS

- A. Apply coatings only when ambient temperature is fifty degrees (50°F) and rising, and the surface temperature is not in excess of one hundred forty degrees (140°F).
- B. All NOVACRYLIC coatings are waterborne and cannot cure in cold temperatures or when subject to moisture. Care should be taken not to apply coatings when rain is forecast or sudden drop of temperature is expected. Climatic conditions such as very cool evenings and high dew points dictate that work should be completed early in the day so the coatings can be exposed to enough warm sunlight to form a film before sunset. The opposite applies during times of high heat, low humidity and drying breezes: under these conditions, work very early in the morning or very late in the day. If the product seems to be drying too fast in hot weather, mist the pavement with water to make the application easier. Care must be taken to allow each application to dry thoroughly prior to recoating.

END OF SECTION

IMPORTANT:

THIS SPECIFICATION IS INTENDED ONLY AS A GUIDE, CONSULT WITH A PROFESSIONAL ENGINEER OR ARCHITECT PRIOR TO USING AS A FORMAL SPECIFICATION.

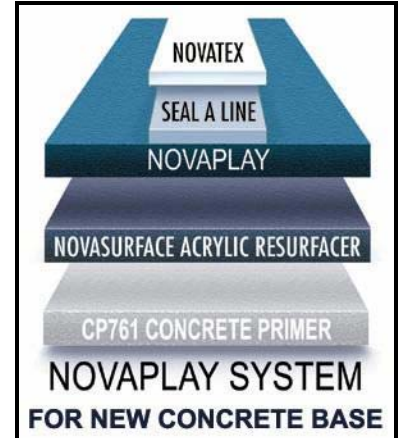
GUIDE SPECIFICATION

NOVAPLAY SURFACE SYSTEM USING CP761 • FOR NEW CONCRETE COURTS

I. PART 1 - GENERAL

1.1 SUMMARY

- A. This section is a part of the entire set of Contract Documents and shall be coordinated with the applicable provisions of the other parts.
- B. Related Sections:
- 1. STANDARDS**
All work shall be done in accordance with American Sports Builders Association (A.S.B.A.) guide specifications.
 - 2. SITE INVESTIGATION**
Refer to A.S.B.A. guide specification 1.B.
 - 3. VEGETATION CONTROL**
Refer to A.S.B.A. guide specification 1.D.
 - 4. SITE PREPARATION, EARTHWORK, DRAINAGE AND SUBBASE CONSTRUCTION**
Refer to A.S.B.A. guide specification 1.C.
 - 5. COURT CONSTRUCTION**
Follow A.S.B.A. guide specification II.G: Reinforced Concrete Tennis Courts, or II.H: Post-Tensioned Concrete Slab Tennis Courts. The following are covered in these documents: Slope Requirement, Perimeter Edging, Base Construction, Thickness, Forming, Joints, Curing, and Tolerances



1.2 SCOPE OF WORK

- A. This specification covers the construction and installation for: (#) courts at (*project name & location*).
- B. Courts shall be cleaned using a stiff bristle broom and gas powered blower or water based pressure spray unit capable of generating 2500 psi at the nozzle tip, to remove all dirt and debris.
- C. The work to be performed under this specification includes all labor, equipment, materials and supplies necessary for the installation of the tennis courts included in this contract.

II. PART 2 - PRODUCTS

2.1 COURT SURFACE MATERIAL

- A. Court Surfacing Materials shall be:
- Novacrylic, as manufactured by Nova Sports U.S.A., 6 Industrial Rd., Bldg. #2., Milford, MA 01757. 800-USA-NOVA
 - Approved equal
- B. All coatings shall be pure acrylic, containing no asphaltic or tar emulsions, nor any vinyl, alkyd or non-acrylic resins. The color system shall be factory-mixed compounds requiring only the addition of water at the jobsite except for the addition of sand to Novasurface. All materials shall be delivered to the jobsite in sealed containers with the manufacturer's label affixed.

III. PART 3 - EXECUTION

3.1 APPLICATION

- A. **Vapor barrier must be installed prior to pouring concrete**
- B. No wax or curing agents that are not certified as coatable shall be used.
- C. New concrete shall cure for twenty-eight days prior to application of any surfacing materials.
- D. Concrete shall have a medium broom finish.
- E. Contractors must notify the Landscape Architect of all applications, 48 hours prior to installation.
- F. Etch concrete with a Phosphoric Acid solution; allow to set and flush completely with water.
- G. The surface to be coated shall be inspected and made sure to be free of grease, oil, dust, dirt and other foreign matter before starting work.
- H. The surface shall be flooded. Any ponding water remaining that is deep enough to cover the thickness of a five-cent piece shall be corrected using a patch mix consisting of Novabond, 50-mesh sand and Portland cement, as per manufacturers directions. Depressions must be primed with a 50% dilution of Novabond and water prior to patching.

GUIDE SPECIFICATION

NOVAPLAY SURFACE SYSTEM USING CP761

• FOR NEW CONCRETE TENNIS COURTS

- I. Application shall proceed only if the surface is dry and clean and the temperature is at least fifty degrees (50°F) and rising, and the surface temperature is not in excess of one hundred forty degrees (140°F). Do not apply coatings when rain is imminent.
- J. Each coat in this system must dry completely before next application. Between each coat, inspect entire surface. Any defects should be repaired. Scrape surface to remove any lumps, and broom or blow off all loose matter.
- K. Apply one (1) coat of CP761 Concrete Primer, diluted one (2) parts CP761 to one (1) part clean water. Application may be with squeegee, broom or roller. Allow CP761 to dry thoroughly.
- L. Using a neoprene rubber squeegee, apply one (1) coat of Novasurface acrylic resurfacer, diluted with one (1) part clean water, to two (2) parts Novasurface. Clean, bagged sand shall be incorporated into the diluted Novasurface at the rate of five (5) to ten (10) Lbs. per gallon. Sand gradation shall be 50 to 60-mesh. Allow application to dry thoroughly.
- M. Using a neoprene rubber squeegee, apply two (2) coats of Novaplay. Allow each application to dry thoroughly. A small (not to exceed 8 fl. oz per gal.) quantity of water may be used in diluting these coatings, only if coatings are drying too rapidly. Permission of the owner shall be obtained before adding additional water.

3.2 LINE MARKINGS

- A. Upon completion and acceptance of the tennis surface, this Contractor shall prepare and paint lines for tennis.
- B. All lines are to be applied by painting between masking tape with a paintbrush or roller, according to U.S.T.A specifications.
- C. Prime masked lines with Seal-A-Line. Allow application to dry.
- D. Paint lines with Novatex textured line paint. Allow application to dry.
- E. Remove masking tape immediately after lines are dry.
- F. Protect adjacent areas and structures (fences, posts, sidewalks, buildings, etc.), which are not to be coated. In the event that coatings are applied to above, remove immediately before drying is complete.

3.3 COMPLETION

- A. Upon completion, the contractor shall insure proper removal of all construction debris, surplus materials, empty containers and wash water, and shall leave the site in a condition acceptable to the owner. The court is to be left secure so as to prevent vandalism.

3.4 LIMITATIONS

- A. Apply coatings only when ambient temperature is fifty degrees (50°F) and rising, and the surface temperature is not in excess of one hundred forty degrees (140°F).
- B. All NOVACRYLIC coatings are waterborne and cannot cure in cold temperatures or when subject to moisture. Care should be taken not to apply coatings when rain is forecast or sudden drop of temperature is expected. Climatic conditions such as very cool evenings and high dew points dictate that work should be completed early in the day so the coatings can be exposed to enough warm sunlight to form a film before sunset. The opposite applies during times of high heat, low humidity and drying breezes: under these conditions, work very early in the morning or very late in the day. If the product seems to be drying too fast in hot weather, mist the pavement with water to make the application easier. Care must be taken to allow each application to dry thoroughly prior to recoating.

END OF SECTION

IMPORTANT:

THIS SPECIFICATION IS INTENDED ONLY AS A GUIDE, CONSULT WITH A PROFESSIONAL ENGINEER OR ARCHITECT PRIOR TO USING AS A FORMAL SPECIFICATION.


GUIDE SPECIFICATION

NOVAPLAY II IN-LINE SKATING SURFACE SYSTEM • FOR NEW HOT MIX ASPHALT BASE

I. PART 1 - GENERAL

1.1 SUMMARY

- A. This section is a part of the entire set of Contract Documents and shall be coordinated with the applicable provisions of the other parts.
- B. Related Sections:
 - 1. **STANDARDS**
All work shall be done in accordance with American Sports Builders Association (A.S.B.A.) guide specifications.
 - 2. **SITE INVESTIGATION**
Refer to A.S.B.A. guide specification 1.B.
 - 3. **VEGETATION CONTROL**
Refer to A.S.B.A. guide specification 1.D.
 - 4. **SITE PREPARATION, EARTHWORK, DRAINAGE AND SUBBASE CONSTRUCTION**
Refer to A.S.B.A. guide specification 1.C.
 - 5. **COURT CONSTRUCTION**
Follow A.S.B.A. guide specification II.I: Hot Plant Mixed Tennis Courts. The following are covered in this document: Slope Requirement, Perimeter Edging, Base Construction, Compaction, Base Tolerance, Leveling Course, Asphalt Surface Course, and Asphalt Mix Design



1.2 SCOPE OF WORK

- A. This specification covers the construction and installation for: *(project name & location)*.
- B. Courts shall be cleaned using a stiff bristle broom and gas powered blower or water based pressure spray unit capable of generating 2500 psi at the nozzle tip, to remove all dirt and debris.
- C. The work to be performed under this specification includes all labor, equipment, materials and supplies necessary for the installation of the tennis courts included in this contract.

II. PART 2 - PRODUCTS

2.1 COURT SURFACE MATERIAL

- A. Court Surfacing Materials shall be:
 - 1. Novacrylic, as manufactured by Nova Sports U.S.A., 6 Industrial Rd., Bldg. #2., Milford, MA 01757. 800-USA NOVA
 - 2. Approved equal
- B. All coatings shall be pure acrylic, containing no asphaltic or tar emulsions, nor any vinyl, alkyd or non-acrylic resins. The color system shall be factory-mixed compounds requiring only the addition of water at the jobsite except for the addition of sand to Novasurface. All materials shall be delivered to the jobsite in sealed containers with the manufacturer's label affixed.

III. PART 3 - EXECUTION

3.1 APPLICATION

- A. New asphalt pavement shall cure for 14 days prior to application of any surfacing materials.
- B. Contractors must notify the Landscape Architect of all applications, 48 hours prior to installation.
- C. The surface to be coated shall be inspected and made sure to be free of grease, oil, dust, dirt and other foreign matter before starting work.
- D. The surface shall be flooded. Any ponding water remaining that is deep enough to cover the thickness of a five-cent piece shall be corrected using a patch mix consisting of Novabond, 50-mesh sand and Portland cement, as per manufacturers directions. Depressions must be primed with a 50% dilution of Novabond and water prior to patching.
- E. Application shall proceed only if the surface is dry and clean and the temperature is at least fifty degrees (50°F) and rising, and the surface temperature is not in excess of one hundred forty degrees (140°F). Do not apply coatings when rain is imminent.

GUIDE SPECIFICATION

NOVAPLAY II IN-LINE SKATING SURFACE SYSTEM

• FOR NEW HOT MIX ASPHALT BASE

- F. Each coat in this system must dry completely before next application. Between each coat, inspect entire surface. Any defects should be repaired. Scrape surface to remove any lumps, and broom or blow off all loose matter.
- G. Using a neoprene rubber squeegee, apply two (2) coats of Novaplay Base Coat super-strength acrylic resurfacer, diluted with one (1) part clean water, to two (2) parts Novaplay Base Coat. Clean, bagged sand shall be incorporated into the diluted Novaplay Base Coat at the rate of 10 Lbs. per gallon. Sand gradation shall be 80 - 100 mesh. Allow application to dry thoroughly.
- H. Using a neoprene rubber squeegee, apply three (3) coats of Novaplay II (colors to be designated by owner). Allow each application to dry thoroughly. A small (not to exceed 8 fl. oz per gal.) quantity of water may be used in diluting these coatings only if coatings are drying too rapidly. Permission of the owner shall be obtained before adding additional water.

3.2 LINE MARKINGS

- A. Upon completion and acceptance of the tennis surface, this Contractor shall prepare and paint lines for tennis.
- B. All lines are to be applied by painting between masking tape with a paintbrush or roller, according to U.S.T.A specifications.
- C. Prime masked lines with Seal-A-Line. Allow application to dry.
- D. Paint lines with Novaline non-textured line paint. Allow application to dry.
- E. Remove masking tape immediately after lines are dry.
- F. Protect adjacent areas and structures (fences, posts, sidewalks, buildings, etc.), which are not to be coated. In the event that coatings are applied to above, remove immediately before drying is complete.

3.3 COMPLETION

- A. Upon completion, the contractor shall insure proper removal of all construction debris, surplus materials, empty containers and wash water, and shall leave the site in a condition acceptable to the owner. The court is to be left secure so as to prevent vandalism.

3.4 LIMITATIONS

- A. Apply coatings only when ambient temperature is fifty degrees (50°F) and rising, and the surface temperature is not in excess of one hundred forty degrees (140°F).
- B. All NOVACRYLIC coatings are waterborne and cannot cure in cold temperatures or when subject to moisture. Care should be taken not to apply coatings when rain is forecast or sudden drop of temperature is expected. Climatic conditions such as very cool evenings and high dew points dictate that work should be completed early in the day so the coatings can be exposed to enough warm sunlight to form a film before sunset. The opposite applies during times of high heat, low humidity and drying breezes: under these conditions, work very early in the morning or very late in the day. If the product seems to be drying too fast in hot weather, mist the pavement with water to make the application easier. Care must be taken to allow each application to dry thoroughly prior to recoating.

END OF SECTION

IMPORTANT:

THIS SPECIFICATION IS INTENDED ONLY AS A GUIDE, CONSULT WITH A PROFESSIONAL ENGINEER OR ARCHITECT PRIOR TO USING AS A FORMAL SPECIFICATION.

GUIDE SPECIFICATION

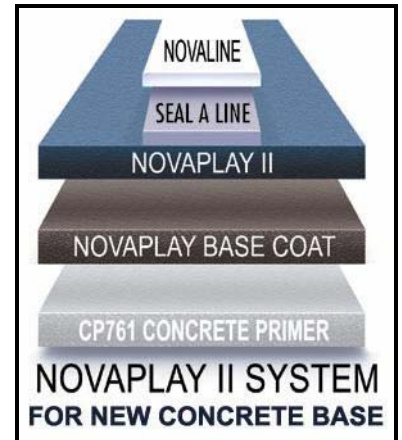
NOVAPLAY II IN-LINE SKATING SURFACE SYSTEM USING CP761

• FOR NEW CONCRETE PLAY AREAS

I. PART 1 - GENERAL

1.1 SUMMARY

- A. This section is a part of the entire set of Contract Documents and shall be coordinated with the applicable provisions of the other parts.
- B. Related Sections:
- 1. STANDARDS**
All work shall be done in accordance with American Sports Builders Association (A.S.B.A.) guide specifications.
 - 2. SITE INVESTIGATION**
Refer to A.S.B.A. guide specification 1.B.
 - 3. VEGETATION CONTROL**
Refer to A.S.B.A. guide specification 1.D.
 - 4. SITE PREPARATION, EARTHWORK, DRAINAGE AND SUBBASE CONSTRUCTION**
Refer to A.S.B.A. guide specification 1.C.
 - 5. COURT CONSTRUCTION**
Follow A.S.B.A. guide specification II.G: Reinforced Concrete Tennis Courts, or II.H: Post-Tensioned Concrete Slab Tennis Courts. The following are covered in these documents: Slope Requirement, Perimeter Edging, Base Construction, Thickness, Forming, Joints, Curing, and Tolerances



1.2 SCOPE OF WORK

- A. This specification covers the construction and installation for: *(project name & location)*.
- B. Courts shall be cleaned using a stiff bristle broom and gas powered blower or water based pressure spray unit capable of generating 2500 psi at the nozzle tip, to remove all dirt and debris.
- C. The work to be performed under this specification includes all labor, equipment, materials and supplies necessary for the installation of the tennis courts included in this contract.

II. PART 2 - PRODUCTS

2.1 COURT SURFACE MATERIAL

- A. Court Surfacing Materials shall be:
1. Novacrylic, as manufactured by Nova Sports U.S.A., 6 Industrial Rd., Bldg. #2., Milford, MA 01757. 800-USA-NOVA
 2. Approved equal
- B. All coatings shall be pure acrylic, containing no asphaltic or tar emulsions, nor any vinyl, alkyd or non-acrylic resins. The color system shall be factory-mixed compounds requiring only the addition of water at the jobsite except for the addition of sand to Novasurface. All materials shall be delivered to the jobsite in sealed containers with the manufacturer's label affixed.

III. PART 3 - EXECUTION

3.1 APPLICATION

- A. **Vapor barrier must be installed prior to pouring concrete**
- B. No wax or curing agents that are not certified as coatable shall be used.
- C. New concrete shall cure for sixty days prior to application of any surfacing materials.
- D. Concrete shall have a medium broom finish.
- E. Contractors must notify the Landscape Architect of all applications, 48 hours prior to installation.
- F. Etch concrete with a Phosphoric Acid solution; allow to set and flush completely with water.
- G. The surface to be coated shall be inspected and made sure to be free of grease, oil, dust, dirt and other foreign matter before starting work.

GUIDE SPECIFICATION

NOVAPLAY II IN-LINE SKATING SURFACE SYSTEM USING CP761

• FOR NEW CONCRETE PLAY AREAS

- H. The surface shall be flooded. Any ponding water remaining that is deep enough to cover the thickness of a five-cent piece shall be corrected using a patch mix consisting of Novabond, 50-mesh sand and Portland cement, as per manufacturers directions. Depressions must be primed with a 50% dilution of Novabond and water prior to patching.
- I. Application shall proceed only if the surface is dry and clean and the temperature is at least fifty degrees (50°F) and rising, and the surface temperature is not in excess of one hundred forty degrees (140°F). Do not apply coatings when rain is imminent.
- J. Each coat in this system must dry completely before next application. Between each coat, inspect entire surface. Any defects should be repaired. Scrape surface to remove any lumps, and broom or blow off all loose matter.
- K. Apply one (1) coat of CP761 Concrete Primer, diluted one (2) parts CP761 to one (1) part clean water. Application may be with squeegee, broom or roller. Allow CP761 to dry thoroughly.
- L. Using a neoprene rubber squeegee, apply two (2) coats of Novaplay Base Coat super-strength acrylic resurfacer, diluted with one (1) part clean water, to two (2) parts Novaplay Base Coat. Clean, bagged sand shall be incorporated into the diluted Novaplay "SSR" at the rate of ten (10) pounds per gallon. Sand gradation shall be 80 - 100 mesh.
- M. Using a neoprene rubber squeegee, apply three (3) coats of Novaplay II (colors to be designated by owner). Allow each application to dry thoroughly. A small (not to exceed 8 fl. oz per gal.) quantity of water may be used in diluting these coatings only if coatings are drying too rapidly. Permission of the owner shall be obtained before adding additional water.

3.2 LINE MARKINGS

- A. Upon completion and acceptance of the tennis surface, this Contractor shall prepare and paint lines for tennis.
- B. All lines are to be applied by painting between masking tape with a paintbrush or roller, according to U.S.T.A specifications.
- C. Prime masked lines with Seal-A-Line. Allow application to dry.
- D. Paint lines with Novaline non-textured line paint. Allow application to dry.
- E. Remove masking tape immediately after lines are dry.
- F. Protect adjacent areas and structures (fences, posts, sidewalks, buildings, etc.), which are not to be coated. In the event that coatings are applied to above, remove immediately before drying is complete.

3.3 COMPLETION

- A. Upon completion, the contractor shall insure proper removal of all construction debris, surplus materials, empty containers and wash water, and shall leave the site in a condition acceptable to the owner. The court is to be left secure so as to prevent vandalism.

3.4 LIMITATIONS

- A. Apply coatings only when ambient temperature is fifty degrees (50°F) and rising, and the surface temperature is not in excess of one hundred forty degrees (140°F).
- B. All NOVACRYLIC coatings are waterborne and cannot cure in cold temperatures or when subject to moisture. Care should be taken not to apply coatings when rain is forecast or sudden drop of temperature is expected. Climatic conditions such as very cool evenings and high dew points dictate that work should be completed early in the day so the coatings can be exposed to enough warm sunlight to form a film before sunset. The opposite applies during times of high heat, low humidity and drying breezes: under these conditions, work very early in the morning or very late in the day. If the product seems to be drying too fast in hot weather, mist the pavement with water to make the application easier. Care must be taken to allow each application to dry thoroughly prior to recoating.

END OF SECTION


IMPORTANT:

THIS SPECIFICATION IS INTENDED ONLY AS A GUIDE, CONSULT WITH A PROFESSIONAL ENGINEER OR ARCHITECT PRIOR TO USING AS A FORMAL SPECIFICATION.

GUIDE SPECIFICATION

TRACK SURFACE SYSTEM

• FOR ASPHALT OR RESURFACE EXISTING RUNNING TRACKS



I. PART 1 - GENERAL

1.1 SUMMARY

- A. This section is a part of the entire set of Contract Documents and shall be coordinated with the applicable provisions of the other parts.
- B. Related Sections:
 - 1. **STANDARDS**
All work shall be done in accordance with American Sports Builders Association (A.S.B.A.) guide specifications.
 - 2. **SITE INVESTIGATION**
Refer to A.S.B.A. guide specification 1.B.
 - 3. **VEGETATION CONTROL**
Refer to A.S.B.A. guide specification 1.D.
 - 4. **SUBSURFACE AND SURFACE DRAINAGE FOR RECREATIONAL AREAS**
Refer to A.S.B.A. guide specification 1.E.
 - 5. **TRACK CONSTRUCTION**
Follow A.S.B.A. guide specification III.B: Hot Mix Asphaltic Concrete Construction.

1.2 SCOPE OF WORK

- A. This specification covers the construction and installation for: *(project name & location)*.
- B. Track shall be cleaned using a stiff bristle broom and gas powered blower or water based pressure spray unit capable of generating 2500 psi at the nozzle tip, to remove all dirt and debris.
- C. The work to be performed under this specification includes all labor, equipment, materials and supplies necessary for the installation of the tennis courts included in this contract.

II. PART 2 - PRODUCTS

2.1 TRACK SURFACE MATERIAL

- A. Track Surfacing Materials shall be:
 - 1. Novatrack, as manufactured by Nova Sports U.S.A., 6 Industrial Rd., Bldg. #2., Milford, MA 01757. 800-USA-NOVA
 - 2. Approved equal
- B. All coatings shall be pure acrylic, containing no asphaltic or tar emulsions, nor any vinyl, alkyd or non-acrylic resins. The color system shall be factory-mixed compounds requiring only the addition of water at the jobsite. All materials shall be delivered to the jobsite in sealed containers with the manufacturer's label affixed.

III. PART 3 - EXECUTION

3.1 APPLICATION

- A. Asphalt pavement must be completely cured 30 days prior to application of Novatrack.
- B. Contractors must notify the Landscape Architect of all applications, 48 hours prior to installation.
- C. The surface to be coated shall be inspected and made sure to be free of grease, oil, dust, dirt and other foreign matter before starting work.
- D. The surface shall be flooded. Any ponding water remaining that is deep enough to cover the thickness of a five-cent piece shall be corrected using a patch mix consisting of Novabond, 50-mesh sand and Portland cement, as per manufacturers directions. Depressions must be primed with a 50% dilution of Novabond and water prior to patching.
- E. Application shall proceed only if the surface is dry and clean and the temperature is at least fifty degrees (50°F) and rising, and the surface temperature is not in excess of one hundred forty degrees (140°F). Do not apply coatings when rain is imminent.
- F. Each coat in this system must dry completely before next application. Between each coat, inspect entire surface. Any defects should be repaired. Scrape surface to remove any lumps, and broom or blow off all loose matter.

GUIDE SPECIFICATION

TRACK SURFACE SYSTEM

• FOR ASPHALT OR RESURFACE EXISTING RUNNING TRACKS

- G. Using an approved spray pump apparatus capable of spraying rubber filled granules suspended in acrylic binder, apply three (3) coats of Novatrack (color to be designated by owner). Application rate is as follows: 0.1 to 0.3 gallons per square yard per coat. This amount will vary depending on porosity, density, and smoothness of the base, and the technique used in application. For each application applied, allow 24 hours of good drying weather.

3.2 LINE MARKINGS

- A. Upon completion and acceptance of the track surface, this Contractor shall prepare and paint lines for track.
- B. All lines are to be applied according to U.S.T.C. and T.B.A. guide specification III.H: Layout and Striping of Running Tracks.
- C. Allow Novatrack to dry 24 hours before marking track.
- D. All lines and other markings must be done with acrylic sports surface marking paints such as Novaline.
- E. Do not open the track to runners for at least 48 hours after marking. If possible, wait seven (7) days.

3.3 COMPLETION

- A. Upon completion, the contractor shall insure proper removal of all construction debris, surplus materials, empty containers and wash water, and shall leave the site in a condition acceptable to the owner. The track is to be left secure so as to prevent vandalism.

3.4 LIMITATIONS

- A. Apply coatings only when ambient temperature is 50 degrees F. and rising, and the surface temperature is not in excess of one hundred forty (140) degrees F.
- B. All NOVACRYLIC coatings are waterborne and cannot cure in cold temperatures or when subject to moisture. Care should be taken not to apply coatings when rain is forecast or sudden drop of temperature is expected. Climatic conditions such as very cool evenings and high dew points dictate that work should be completed early in the day so the coatings can be exposed to enough warm sunlight to form a film before sunset. The opposite applies during times of high heat, low humidity and drying breezes: under these conditions, work very early in the morning or very late in the day. If the product seems to be drying too fast in hot weather, mist the pavement with water to make the application easier. Care must be taken to allow each application to dry thoroughly prior to recoating.

END OF SECTION

IMPORTANT:

THIS SPECIFICATION IS INTENDED ONLY AS A GUIDE, CONSULT WITH A PROFESSIONAL ENGINEER OR ARCHITECT PRIOR TO USING AS A FORMAL SPECIFICATION.